



Technology with Vision


**HELLA ASIA
AFTERMARKET
CATALOG
2018/2019**



Automotive Parts and Accessories

www.hellaasia.com

POWERFUL INNOVATION.
EXTENSIVELY TESTED PORTFOLIO.



Our commitment to the automotive world started more than 100 years ago. Today, we stand firm in this commitment where quality assurance and safety is still the core of our expertise. At HELLA, we offer a comprehensive range of innovative and reliable aftermarket products to meet your automotive needs. As the world's leading key technology driver, we pledge to make the roads safer for every driver.

Get a safe driving experience with HELLA aftermarket parts and accessories.

AFTERMARKET CATALOG



CONTENT

02	INTRODUCTION
03	HELLA AUXILIARY LIGHTS
07	HELLA HORNS
14	HELLA BULBS
20	HELLA WIPER BLADES
23	HELLA SPARK PLUGS
32	HELLA BATTERIES
37	DRIVING VIDEO RECORDERS
42	OTHER AUTOMOTIVE PARTS & ACCESSORIES

HELLA AUXILIARY LIGHTS

HELLA is the undisputed top-ranked supplier of auxiliary lights in the independent aftermarket. When you opt for HELLA auxiliary lights, you get top-notch quality products. Be it off-road in the country or in the urban jungle, HELLA offers the most comprehensive selection of HELLA Auxiliary Lights.



Comet 450/ 500 / 550 Driving Lamps

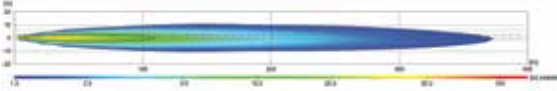











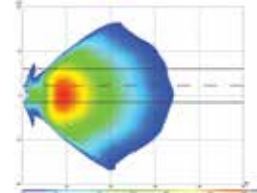

Manufactured with high quality workmanship, HELLA Comet driving lamp is a tough performer on the road.

- Stylish choice for your offroad vehicle
- Deliver excellent performance and visibility in all types of weather
- Penetrate through the dark for unprecedented clarity on the road ahead

// Details:

- Lightweight design and shockproof housing
- Bonded glass lens
- Aluminium vapor-coated reflector
- Great for most auxiliary lighting applications

PRODUCT REFERENCE

Product	Package	Application	Part Number	
<p>Comet 450 Driving Lamp (Clear Lens) Dimensions: 161mm W x 114mm H x 60mm D</p> 	1 pc	Passenger Cars	1FB 005 860-233	
<p>Comet 450 Driving Lamp (Yellow Lens) Dimensions: 161mm W x 114mm H x 60mm D</p> 	1 pc	Passenger Cars	1FB 005 860-263	
<p>Comet 500 Driving Lamp (Clear Lens) Dimensions: 163mm W x 175mm H x 67mm D</p> 	1 pc	Passenger Cars	1F4 005 750-413	
<p>Comet 500 Driving Lamp (Yellow Lens) Dimensions: 163mm W x 175mm H x 67mm D</p> 	1 pc	Passenger Cars	1F4 005 750-511	
<p>Comet 550 Driving Lamp (Clear Lens) Dimensions: 195mm W x 120mm H x 83mm D</p> 	1 pc	Passenger Cars	1FD 005 700-473	
<p>Comet 550 Driving Lamp (Yellow Lens) Dimensions: 195mm W x 120mm H x 83mm D</p> 	1 pc	Passenger Cars	1FD 005 700-433	
<p>Comet 550 Fog Lamp (Clear Lens and Yellow Reflector) Dimensions: 195mm W x 120mm H x 83mm D</p> 	1 pc	Passenger Cars	1ND 005 700-423	

500FF / 700FF Driving Lamps



The HELLA 500FF and 700 FF auxiliary lights use halogen technology and are the perfect accessories for your offroad vehicles.

- Free Form technology by HELLA for superior lighting performance
- Light comes directly from the reflector providing precision and performance in the light output

// Details:

- Lightweight design
- Bounded water-tight lens assembly
- Easy bulb replacement
- Easy mounting adjustment
- Aluminium vapor-coated housing
- Sturdy, shock-proof housing

PRODUCT REFERENCE

Product	Package	Application	Part Number
<p>500FF Driving Lamp Dimensions: 163mm W x 175mm H x 67mm D</p> 	1 pc	Passenger Cars	1F4 005 750-941
<p>700FF Diving Lamp Dimensions: 186mm W x 218mm H x 88mm D</p> 	1 pc	Passenger Cars	1F7 010 032-801

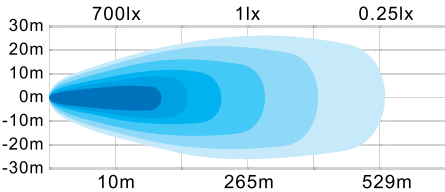



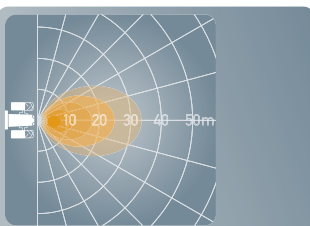






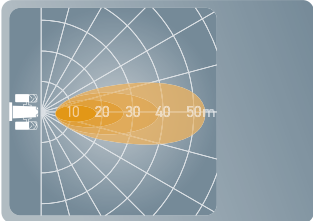



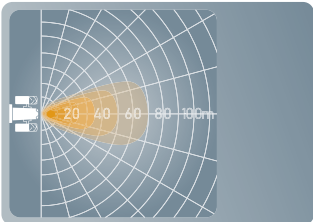
VALUEFIT LED Lamps

Ramp up your vehicle with HELLA ValueFit LED lamp for greater safety.

- Reliable quality at reasonable price
- Energy-efficient and durable
- Environmentally friendly
- Robust construction
- Compact design

PRODUCT REFERENCE

Product	Package	Application	Part Number	
<p>VALUEFIT 7" LED DRIVING LAMP Dimensions: 178mm W x 215mm H x 106mm D</p> 	1 pc	Passenger Cars	1F7 357 200-001	
<p>// Details:</p> <ul style="list-style-type: none"> • SAE and ECE approved • High intensity LED • Die-cast aluminium housing • Stainless steel bracket • 1080 lm • 10-30 Volts DC • 20 Watts 				
<p>VALUEFIT S800 LED WORK LIGHT (Connection: 800mm cable) Dimensions: 100mm W x 129mm H x 40mm D</p>	1 pc	Commercial Vehicles	1GA 357 107-012	
<p>VALUEFIT S800 LED WORK LIGHT (Connection: 3000mm cable) Dimensions: 100mm W x 129mm H x 40mm D</p>	1 pc	Commercial Vehicles	1GA 357 107-022	
<p>VALUEFIT R900 LED WORK LIGHT (Connection: 800mm cable) Dimensions: 107mm W x 133mm H x 41.5mm D</p> 	1 pc	Commercial Vehicles	1G0 357 108-012	
<p>// Details:</p> <ul style="list-style-type: none"> • Aluminium Housing • 800 lumens (S800 LED); 900 lumens (R900 LED) • 10 - 30 Volts DC • 9 Watts • ECE-R10 approval • ECE-R23 reversing light approval (S800 LED) 				

Product	Package	Application	Part Number	
VALUEFIT S1500 LED WORK LIGHT (Connection: 800mm cable) Dimensions: 100mm W x 129mm H x 40mm D	1 pc	Commercial Vehicles	1GA 357 103-012	
VALUEFIT S1500 LED WORK LIGHT (Connection: 3000mm cable) Dimensions: 100mm W x 129mm H x 40mm D	1 pc	Commercial Vehicles	1GA 357 103-022	
VALUEFIT R1500 LED WORK LIGHT (Connection: 800mm cable) Dimensions: 107mm W x 133mm H x 41.5mm D	1 pc	Commercial Vehicles	1G0 357 101-012	
	// Details: <ul style="list-style-type: none"> • Perfect for converting from halogen to LED • Close-range illumination • For universal use • 1500 lumens 	<ul style="list-style-type: none"> • 10 - 30 Volts • 15 Watts • Protection Class: IP 6K9K • ECE-R10 approval • ECE-R23 reversing light approval (S1500 LED) 		
VALUEFIT S2500 LED WORK LIGHT (Connection: 800mm cable) Dimensions: 108mm W x 137mm H x 48mm D	1 pc	Commercial Vehicles	1GA 357 106-022	
VALUEFIT S2500 LED WORK LIGHT (Connection: 3000mm cable) Dimensions: 108mm W x 137mm H x 48mm D	1 pc	Commercial Vehicles	1GA 357 106-032	
VALUEFIT R2200 LED WORK LIGHT (Connection: 800mm cable) Dimensions: 1114mm W x 137mm H x 41.5mm D	1 pc	Commercial Vehicles	1G1 357 105-022	
	// Details: <ul style="list-style-type: none"> • Large-surface illumination • Light output is comparable with xenon • 2500 lumens (S2500 LED); 2200 lumens (R2200 LED) 	<ul style="list-style-type: none"> • 10 - 30 Volts • 25 Watts • Protection Class: IP 6K9K • ECE-R10 approval • ECE-R23 reversing light approval (S2500 LED) 		

HELLA HORNS

Drawing from 100 years of experience with leading luxury German brands, each HELLA horn is individually tuned to deliver optimal sound performance. HELLA offers a vast range of horns for passenger cars, commercial vehicles and motorcycles. Stylish, powerful and loud, HELLA horns are expertly-engineered to ensure vehicles remain safe on roads around the world. Be Heard. Be Safe.



Integrating quality, reliability and precision workmanship, HELLA horns are manufactured using advanced technology. HELLA horns offer a variety of tones and frequencies to suit your needs and preferences.

	Value Range	Enhanced Range	Style Range	Best in Class Range	
	Reliable Performance & Best Value	Enhanced Performance engineered for German OE standards	Stylish and harmonious sound projection	Ultimate Performance combining power, durability and style	
PASSENGER CARS	 Compact	 Rich Tone	 Black Twin Tone	 Chrome Twin Tone	 Sharp Tone
	 Strong Tone	 Full Tone	 JP Kuro Twin Tone	 Red Twin Tone	
			 Ruby Twin Tone	 Blue Twin Tone	 Super Tone
			 Royal Twin Tone		
COMMERCIAL VEHICLES	 Black Knight	 Black Sleek	 Twin Tone Air Horn	 Compressor Air Horn	 Single Tone Air Horn
MOTORCYCLES	 Motorcycle Horn Available 1 pc or 1 set				


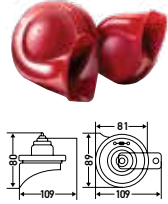
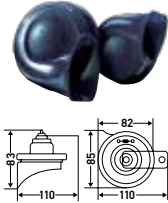
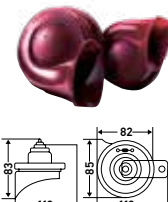
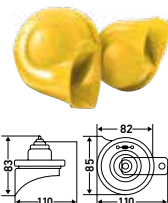

Horns for Passenger Cars


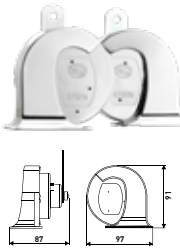
HELLA offers a wide selection of horns for passenger cars. To stay safe on the road, you need reliable and loud horns that are capable of alerting drivers and pedestrians around you.

- Available in 12V
- Powerful sound projection
- Top precision and reliability
- Attractive Design

PRODUCT REFERENCE

Product	Package	Application	Part Number	
<p>Compact Horn Set The light-weight HELLA Compact disc horn consumes less power, yet delivers a focused, far-reaching sound for highway driving.</p> <ul style="list-style-type: none"> • Power Consumption : 2 x 48W • Frequency : 420 Hz (high tone) / 350 Hz (low tone) • Acoustic pressure level at 2m (dual tone) : 111 dB (A) 	1 set	Passenger Cars	3AM 011 225-801	
<p>Strong Tone Horn Set Strong Tone Horn Set with relay The HELLA Strong Tone disc horn emits a focused and far-reaching sound for a safer driving experience.</p> <ul style="list-style-type: none"> • Power Consumption : 2 x 48W • Frequency : 420 Hz (high tone) / 350 Hz (low tone) • Acoustic pressure level at 2m (dual tone) : 114 dB (A) 	1 set 1 set	Passenger Cars	3AM 922 100-041 3AM 922 100-071	
<p>Full Tone Horn Set The large diaphragm of the HELLA Full Tone disc horn delivers a full quality tone and makes a great choice for the safety conscious.</p> <ul style="list-style-type: none"> • Power Consumption : 2 x 72W • Frequency : 400 Hz (high tone) / 335 Hz (low tone) • Acoustic pressure level at 2m (dual tone) : 116 dB (A) 	1 set	Passenger Cars	3BB 002 768-151	
<p>Rich Tone Horn Set Originally used in leading German luxury cars, the HELLA Rich Tone disc horn is a reliable performer.</p> <ul style="list-style-type: none"> • Power Consumption : 2 x 66W • Frequency : 400 Hz (high tone) / 335 Hz (low tone) • Acoustic pressure level at 2m (dual tone) : 115 dB (A) 	1 set	Passenger Cars	3AM 002 952-891	
<p>Sharp Tone Horn Set with relay The HELLA Sharp Tone disc horn has a focused and penetrating tone that cuts through traffic.</p> <ul style="list-style-type: none"> • Power Consumption : 2 x 42W • Frequency : 415 Hz (high tone) / 350 Hz (low tone) • Acoustic pressure level at 2m (dual tone) : 115 dB (A) 	1 set	Passenger Cars	3BB 922 000-731	

Product	Package	Application	Part Number	
<p>Super Tone Horn Set with relay</p> <p>The HELLA Super Tone disc horn has a focused and high-penetrating power tone for drivers who want to be heard.</p> <ul style="list-style-type: none"> • Power Consumption : 2 x 66W • Frequency: 500 Hz (high tone) / 300 Hz (low tone) • Acoustic pressure level at 2m (dual tone) : 118 dB (A) 	1 set	Passenger Cars	3AG 003 399-801 (with 4 pin relay) 3AG 003 399-821 (with 5 pin relay)	
<p>Red Twin Tone Horn Set</p> <p>Red Twin Tone Horn Set with relay</p> <p>The HELLA Red Twin Tone trumpet horn has a sporty red design and nice contours.</p> <ul style="list-style-type: none"> • Power Consumption : 2 x 72W • Frequency : 500 Hz (high tone) / 400 Hz (low tone) • Acoustic pressure level at 2m (dual tone) : 110 dB (A) 	1 set	Passenger Cars	3FH 007 424-811 3FH 007 424-801	
<p>Blue Twin Tone Horn Set</p> <p>The HELLA Blue Twin Tone trumpet horn offers a stylish and compact design.</p> <ul style="list-style-type: none"> • Power Consumption : 2 x 72W • Frequency : 500 Hz (high tone) / 400 Hz (low tone) • Acoustic pressure level at 2m (dual tone) : 110 dB (A) 	1 set	Passenger Cars	3FH 012 010-801	
<p>Ruby Twin Tone Horn Set</p> <p>The HELLA Ruby Twin Tone trumpet horn is a lightweight fanfare horn with wide sound propagation.</p> <ul style="list-style-type: none"> • Power Consumption : 2 x 72W • Frequency : 500 Hz (high tone) / 400 Hz (low tone) • Acoustic pressure level at 2m (dual tone) : 110 dB (A) 	1 set	Passenger Cars	3FH 012 010-811	
<p>Royal Twin Tone Horn Set</p> <p>The HELLA Royal Twin Tone trumpet horn produces a timbre and mellow sound for a more harmonic tone</p> <ul style="list-style-type: none"> • Power Consumption : 2 x 72W • Frequency : 500 Hz (high tone) / 400 Hz (low tone) • Acoustic pressure level at 2m (dual tone) : 110 dB (A) 	1 set	Passenger Cars	3FH 012 010-821	
<p>Black Twin Tone Horn Set</p> <p>Black Twin Tone Horn Set with relay</p> <p>Originally used in leading German luxury cars, the HELLA Black Twin Tone trumpet horn offers a stylish clean-line design.</p> <ul style="list-style-type: none"> • Power Consumption : 2 x 72W • Frequency : 500 Hz (high tone) / 400 Hz (low tone) • Acoustic pressure level at 2m (dual tone) : 110 dB (A) 	1 set	Passenger Cars	3FH 007 728-831 3FH 007 728-841	




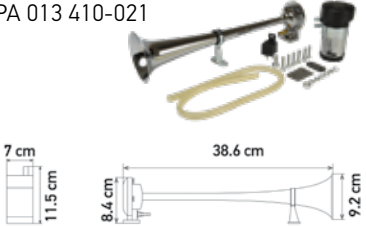

Product	Package	Application	Part Number	
<p>JP Kuro Twin Tone Horn Set</p> <p>The JP Kuro Twin Tone trumpet horn (with single pin connector) is engineered to project a wide sound emission.</p> <ul style="list-style-type: none"> • Power Consumption : 2 x 50W • Frequency : 500 Hz (high tone) / 400 Hz (low tone) • Acoustic pressure level at 2m (dual tone) : 110 dB (A) 	1 set	Passenger Cars	3FH 012 010-921	
<p>Chrome Twin Tone Horn Set</p> <p>As the loudest trumpet horn in the style range, Chrome Twin Tone horn offers a modern sleek look with a high gloss chrome design.</p> <ul style="list-style-type: none"> • Power Consumption : 2 x 50W • Frequency : 510 Hz (high tone) / 410 Hz (low tone) • Acoustic pressure level at 2m (dual tone) : 112 dB (A) 	1 set	Passenger Cars	3FH 007 728-883	

Horns for Commercial Vehicles

To stay safe on the road, every commercial vehicle needs dynamic horns. HELLA horns designed for commercial vehicles are powerful and are capable of projecting robust and far reaching sound.

- Available in 24V
- Powerful sound projection
- Top precision and reliability

PRODUCT REFERENCE



Product	Package	Application	Part Number	
<p>Black Knight Horn Set</p> <p>The powerful 24V Black Knight disc horn projects powerful penetrative signal tone.</p> <ul style="list-style-type: none"> • Power Consumption : 2 x 45W • Frequency : 435 Hz (high tone) / 335 Hz (low tone) • Acoustic pressure level at 2m (dual tone) : 113 dB (A) 	1 set	Commercial Vehicles	3AM 002 768-821	
<p>Black Sleek Horn Set</p> <p>The compact 24V Black Sleek horn projects a well-balanced and wider dispersion of sound.</p> <ul style="list-style-type: none"> • Power Consumption : 2 x 50W • Frequency: 510 Hz (high tone) / 410 Hz (low tone) • Acoustic pressure level at 2m (dual tone) : 113 dB (A) 	1 set	Commercial Vehicles	3FH 940 800-821	
<p>Twin Tone Air Horn Set</p> <p>The Twin Tone Air Horn Set comes with two red trumpet horns and a high performance compressor for penetrating two-tone signal with wide sound reach.</p> <ul style="list-style-type: none"> • Power Consumption : 336W • Frequency : 756 Hz (high tone) / 600 Hz (low tone) • Acoustic pressure level at 2m (dual tone) : 115 dB (A) • Includes : Compressor, pressure tubes, bifurcated piece, fastening and relay 24V. 	1 set	Commercial Vehicles	3PB 003 001-641	
<p>Compressor Air Horn</p> <p>The HELLA Compressor Air Horn is a single tone trumpet horn with air compressor that emits a wide and far reaching sound.</p> <ul style="list-style-type: none"> • Sound Level : 115 dB (A) • Current : 15A - 26A • Frequency : 500 - 800Hz • Includes : Compressor, pressure tubes, fastening and relay 24V. 	1 set	Commercial Vehicles	3PA 013 410-021	
<p>Single Tone Air Horn</p> <p>The HELLA Single Tone Air Horn projects high-penetrating power tone and is ideal for vehicles with compressed air brake system.</p> <ul style="list-style-type: none"> • Sound Level : 115 dB (A) • Current : 5A - 10A • Frequency : 350 - 400 Hz 	1 pc	Commercial Vehicles	3PA 013 410-011	

Horns for Motorcycles

A loud, attention getting horn is one of the most important safety devices for every motorcyclist.

- Available in 12V
- Compact and lightweight
- Easy to install
- Top precision and reliability

PRODUCT REFERENCE

Product	Package	Application	Part Number	
Motorcycle Horn <ul style="list-style-type: none"> • Power Consumption : 20W • Frequency : 480 Hz (high tone) • Acoustic pressure level at 2m (dual tone) : 108 dB (A) 	1 pc	Motorcycles	3AL 012 588-001	
Motorcycle Horn Set <ul style="list-style-type: none"> • Power Consumption : 2 x 20W • Frequency : 480 Hz (high tone) / 380 Hz (low tone) • Acoustic pressure level at 2m (dual tone) : 108 dB (A) 	1 set	Motorcycles	3AL 012 588-011	

HELLA BULBS

As the technological leader in smart light distribution systems, halogen, xenon, full LED headlamps, and as a partner to renowned vehicle manufacturers throughout the world, HELLA always meet the highest expectations and quality standards. You can rely on HELLA bulbs for optimal safety and visibility on the roads day and night.



PLATINUM Performance Bulbs


HELLA Platinum Bulbs offer 100% more light in comparison to a standard bulb for optimal light performance on the road.

- High level of brightness as compared to standard bulbs
- Maximum visibility for road safety
- Wider field and longer range for clearer vision
- Allows faster reaction time for safer driving
- Easy installation, plug-and-play

// Details:

- High performance power filament
- 35m more light projection than standard bulbs
- E1 mark certification
- No additional wiring or relay needed
- Directly interchangeable with OE bulbs

PRODUCT REFERENCE

Product	Power/Voltage	Base	Package	Application	Part Number	
H1 Platinum +100%	55W/12V	P14,5s	2 pcs	Passenger Cars	8GH 178 560-693	
H3 Platinum +100%	55W/12V	PK22s	2 pcs	Passenger Cars	8GH 178 560-683	
H4 Platinum +100%	60W/55W/12V	P43t	2 pcs	Passenger Cars	8GJ 178 560-663	
H7 Platinum +100%	55W/12V	PX26d	2 pcs	Passenger Cars	8GH 178 560-653	
H11 Platinum +100%	55W/12V	PGJ19-2	2 pcs	Passenger Cars	8GH 211 730-283	
HB3 Platinum +100%	60W/12V	P20d	2 pcs	Passenger Cars	8GH 178 560-703	
HB4 Platinum +100%	51W/12V	P22d	2 pcs	Passenger Cars	8GH 178 560-713	

POWERBLEU Performance Bulbs

HELLA PowerBleu Bulbs produce xenon-like natural daylight output that is stylish, cool and command attention.

- High contrast, better visibility and reduces eyestrain
- Easy installation, plug-and-play
- High level of UV resistance

// Details:

- High quality, UV-filtered quartz glass
- Directly interchangeable with OE bulbs

PRODUCT REFERENCE

Product	Power/Voltage	Base	Package	Application	Part Number	
H1						
POWERBLEU 4400K	55W/12V	P14,5s	2 pcs	Passenger	8GH 211 730-003	
POWERBLEU 4400K Rally	100W/12V			Cars	8GH 211 730-013	
H3						
POWERBLEU 4400K	55W/12V	PK22s	2 pcs	Passenger	8GH 211 730-023	
POWERBLEU 4400K Rally	100W/12V			Cars	8GH 211 730-033	
H4						
POWERBLEU 4400K	60W/55W/12V	P43t	2 pcs	Passenger	8GJ 211 730-043	
POWERBLEU 4400K Rally	100/90W/12V			Cars	8GJ 211 730-053	
H7						
POWERBLEU 4400K	55W/12V	PX26d	2 pcs	Passenger	8GH 211 730-063	
POWERBLEU 4400K Rally	100W/12V			Cars	8GH 211 730-073	
H11						
POWERBLEU 4400K	55W/12V	PGJ19-2	2 pcs	Passenger	8GH 211 730-083	
POWERBLEU 4400K Rally	100W/12V			Cars	8GH 211 730-093	
HB3						
POWERBLEU 4400K	60W/12V	P20d	2 pcs	Passenger	8GH 211 730-103	
POWERBLEU 4400K Rally	100W/12V			Cars	8GH 211 730-113	
HB4						
POWERBLEU 4400K	51W/12V	P22d	2 pcs	Passenger	8GH 211 730-123	
POWERBLEU 4400K Rally	80W/12V			Cars	8GH 211 730-133	

Product	Power/Voltage	Base	Package	Application	Part Number	
H1 POWERBLEU 5000K POWERBLEU 5000K RALLY	55W/12V 100W/12V	P14,5s	2 pcs	Passenger Cars	8GH 211 730-143 8GH 211 730-153	
H3 POWERBLEU 5000K POWERBLEU 5000K RALLY	55W/12V 100W/12V	PK22s	2 pcs	Passenger Cars	8GH 211 730-163 8GH 211 730-173	
H4 POWERBLEU 5000K POWERBLEU 5000K RALLY	60W/55W/12V 100W/90W/12V	P43t	2 pcs	Passenger Cars	8GJ 211 730-183 8GJ 211 730-193	
H7 POWERBLEU 5000K POWERBLEU 5000K RALLY	55W/12V 100W/12V	PX26d	2 pcs	Passenger Cars	8GH 211 730-203 8GH 211 730-213	
H11 POWERBLEU 5000K POWERBLEU 5000K RALLY	55W/12V 100W/12V	PGJ19-2	2 pcs	Passenger Cars	8GH 211 730-223 8GH 211 730-233	
HB3 POWERBLEU 5000K POWERBLEU 5000K RALLY	60W/12V 100W/12V	P20d	2 pcs	Passenger Cars	8GH 211 730-243 8GH 211 730-253	
HB4 POWERBLEU 5000K POWERBLEU 5000K RALLY	51W/12V 80W/12V	P22d	2 pcs	Passenger Cars	8GH 211 730-263 8GH 211 730-273	

Motorcycle Bulbs







Having the right lighting plays an important role in safety. HELLA's comprehensive range of Motorcycle Bulbs use high quality hard glass for optimal visibility on the road.

- High performance and reliable lighting solution
- Designed to improve driver's visibility on the road

// Details:

- Long service life
- Able to withstand vibration and shock
- Easy installation, plug-and-play
- ECE approved directly interchangeable with OE bulbs (only applicable to HS1)

PRODUCT REFERENCE

Product	Power/Voltage	Base	Package	Application	Part Number	
Motorcycle Bulbs HS1	35W/35W/12V	PX43t	1 pc	Motorcycles	8GJ 329 393-041	
Motorcycle Bulbs M5	35W/35W/12V	P15d-25-1	1 pc	Motorcycles	8GJ 329 393-031	
	25W/25W/12V	P15d-25-1			8GJ 329 393-101	
	18W/18W/12V	P15d-25-1			8GJ 329 393-081	
Motorcycle Bulbs M5	35W/35W/12V	P15d-25-3	1 pc	Motorcycles	8GJ 329 393-021	
	25W/25W/12V	P15d-25-3			8GJ 329 393-111	
	18W/18W/12V	P15d-25-3			8GJ 329 393-091	
DAYVIEW Motorcycle Bulbs HS1	35W/35W/12V	PX43t	1 pc	Motorcycles	8GJ 329 393-051	
DAYVIEW Motorcycle Bulbs M5	35W/35W/12V	P15d-25-1	1 pc	Motorcycles	8GJ 329 393-061	
	25W/25W/12V	P15d-25-1			8GJ 329 393-121	
	18W/18W/12V	P15d-25-1			8GJ 329 393-141	
DAYVIEW Motorcycle Bulbs M5	35W/35W/12V	P15d-25-3	1 pc	Motorcycles	8GJ 329 393-071	
	25W/25W/12V	P15d-25-3			8GJ 329 393-131	
	18W/18W/12V	P15d-25-3			8GJ 329 393-151	

HID Headlights






High-Intensity Discharge (HID) Headlights offer drivers enhanced visibility while allowing their vehicle to save electrical power for other functions.

- Superior lighting performance
- Considerably longer service life
- Consume significantly less power

// Details:

- Over twice the luminous flux for optimal visibility and safety
- Lower power consumption
- Vibration-resistance
- DOT certified

PRODUCT REFERENCE

Product	Power	Package	Application	Part Number	
D1S					
HID Headlight 4300K	35W/85V	1 pc	Passenger	8GS 178 560-801	
HID Headlight 5000K	35W/85V	1 set	Cars	8GS 178 560-852	
HID Headlight 6000K	35W/85V	1 set		8GS 178 560-902	
D2S					
HID Headlight 4300K	35W/85V	1 pc	Passenger	8GS 178 560-811	
HID Headlight 5000K	35W/85V	1 set	Cars	8GS 178 560-862	
HID Headlight 6000K	35W/85V	1 set		8GS 178 560-912	
D2R					
HID Headlight 4300K	35W/85V	1 pc	Passenger	8GS 178 560-821	
HID Headlight 5000K	35W/85V	1 set	Cars	8GS 178 560-872	
HID Headlight 6000K	35W/85V	1 set		8GS 178 560-922	
D3S					
HID Headlight 4300K	35W/42V	1 pc	Passenger	8GS 178 560-831	
HID Headlight 5000K	35W/42V	1 set	Cars	8GS 178 560-882	
HID Headlight 6000K	35W/42V	1 set		8GS 178 560-932	
D4S					
HID Headlight 4300K	35W/42V	1 pc	Passenger	8GS 178 560-841	
HID Headlight 5000K	35W/42V	1 set	Cars	8GS 178 560-892	
HID Headlight 6000K	35W/42V	1 set		8GS 178 560-942	

HELLA WIPER BLADES

Experience the clear difference with HELLA wiper blades for better vision and a safer drive. Engineered to deliver smooth and quiet operation with longer-lasting performance alongside high market coverage for Asian vehicles, HELLA wiper blades ensure clear visibility for all weather condition. HELLA wiper blades - your clearer choice for optimal visibility on the road.



Product	Description	Application
<p>Premium Wiper Blades HELLA Wiper Blades are made with top quality nanotechnology graphite-coated rubber and meets the stringent test standards of Japanese Industrial Standards (JIS) and Society of Automotive Engineers (SAE).</p>	<ul style="list-style-type: none"> • Nanotechnology graphite-coated rubber blade provides smooth and quiet operation with clear visibility. • Contact points with even downward pressure, delivering a clean wipe at every point. 	<p>Passenger Cars</p> 
<p>Curvo Wiper Blades HELLA Curvo is aerodynamically designed with an integrated flexible spine that secures the rubber blade in a seamless structure. This delivers enhanced aerodynamics, improved reliability and visibility in all weather conditions.</p>	<ul style="list-style-type: none"> • Superior wiping performance ensures maximum visibility and safety even at high speed. • Improved rubber formulation offers a cleaner, smoother wiping performance with enhanced durability of wiper blades. • Robust spoiler design made to endure extreme harsh weather and environmental condition. 	<p>Passenger Cars</p> 
<p>Razor Wiper Blades Designed with an advanced hybrid technology, HELLA Razor integrates the best features of conventional frame and flat blade for an ideal combination of style, performance and protection.</p>	<ul style="list-style-type: none"> • Innovative aerodynamic design offers enhanced contact with the windscreen and optimal pressure distribution across the blade to deliver a cleaner wipe. • Improved durability and reliability with a thicker graphite-coated rubber to withstand greater operation stress. 	<p>Passenger Cars</p> 
<p>Vehicle Specific Conventional Blades Made with top quality nanotechnology graphite-coated rubber, HELLA vehicle specific conventional blades deliver smooth and clean wiping performance.</p>	<ul style="list-style-type: none"> • Optimal pressure distribution with vehicle specific wiper frame structure • Easy installation with pre-mounted vehicle specific Quick-Adaptor 	<p>Passenger Cars (Vehicle Specific)</p> 
<p>Wiper Blades for Commercial Vehicles HELLA Wiper Blades for commercial vehicles are specially formulated using top quality nanotechnology graphite-coated rubber.</p>	<ul style="list-style-type: none"> • Thicker graphite-coated rubber to withstand the additional stress of heavy commercial usage. • Glossy surface powder coating for protection against rust in all-weather. • Heavy duty steel frame for maximum stability and durability. • Multiple adaptors provide maximum vehicle coverage. 	<p>Commercial Vehicles</p> 

ORDERING REFERENCE

Passenger Vehicles (Universal Application)

Length (inch/mm) ↔	Part Number					
	Conventional		Curvo		Hybrid	
	Right Hand Drive	Left Hand Drive	Right Hand Drive	Left Hand Drive	Right Hand Drive	Left Hand Drive
11 (275mm)	9XW 177 935-111	9XW 179 181-111	9XW 204 712-111	9XW 204 713-111		
12 (300mm)	9XW 177 935-121	9XW 179 181-121	9XW 204 712-121	9XW 204 713-121		
13 (325mm)	9XW 177 935-131	9XW 179 181-131	9XW 204 712-131	9XW 204 713-131		
14 (350mm)	9XW 177 935-141	9XW 179 181-141	9XW 204 712-141	9XW 204 713-141	9XW 187 217-141	9XW 187 189-141
16 (400mm)	9XW 177 935-161	9XW 179 181-161	9XW 204 712-161	9XW 204 713-161	9XW 187 217-161	9XW 187 189-161
17 (425mm)	9XW 177 935-171	9XW 179 181-171	9XW 204 712-171	9XW 204 713-171	9XW 187 217-171	9XW 187 189-171
18 (450mm)	9XW 177 935-181	9XW 179 181-181	9XW 204 712-181	9XW 204 713-181	9XW 187 217-181	9XW 187 189-181
19 (475mm)	9XW 177 935-191	9XW 179 181-191	9XW 204 712-191	9XW 204 713-191	9XW 187 217-191	9XW 187 189-191
20 (500mm)	9XW 177 935-201	9XW 179 181-201	9XW 204 712-201	9XW 204 713-201	9XW 187 217-201	9XW 187 189-201
21 (525mm)	9XW 177 935-211	9XW 179 181-211	9XW 204 712-211	9XW 204 713-211	9XW 187 217-211	9XW 187 189-211
22 (550mm)	9XW 177 935-221	9XW 179 181-221	9XW 204 712-221	9XW 204 713-221	9XW 187 217-221	9XW 187 189-221
24 (600mm)	9XW 177 935-241	9XW 179 181-241	9XW 204 712-241	9XW 204 713-241	9XW 187 217-241	9XW 187 189-241
26 (650mm)	9XW 177 935-261	9XW 179 181-261	9XW 204 712-261	9XW 204 713-261	9XW 187 217-261	9XW 187 189-261

Passenger Vehicles (Vehicle Specific)

Length (inch/mm) ↔	Brand	Car Model	Year	Part Number	
				Right Hand Drive	Left Hand Drive
24" + 24" (600mm + 600mm)	BMW	5 Series E34	01.88 - 12.95	9XW 189 572-801	9XW 190 772-801
		5 Series E34 Touring	11.91 - 12.96		
		7 Series E32	09.86 - 10.94		
		7 Series E38	06.94 - 12.01		
26" + 22" (650mm + 550mm)	BMW	8 Series E31 850i	09.89 - 12.99	9XW 189 572-811	9XW 190 772-811
		5 Series E39	09.95 - 07.03		
		5 Series E39 Touring	12.96 - 05.04		
25" + 25" (630mm + 630mm)	BMW	7 Series E65	11.01 -	9XW 189 572-821	9XW 190 772-821
		7 Series E66	11.01 -		
24" (600mm)	Mercedes Benz	124	12.84 - 02.94	9XW 189 572-001	9XW 190 772-001
		124 T-Model	01.85 - 06.93		
		W201	10.82 - 09.93		
		C Class W202	03.93 - 04.00		
		C Class W202 T-Model	05.96 - 03.01		
		CLK Class W208	09.96 - 01.01		
		E Class W124	03.93 - 06.98		
E Class W124 T-Model	07.93 - 05.96				
25" (630mm)	Mercedes Benz	SL Class W129	03.89 - 08.01	9XW 189 572-011	9XW 190 772-011
		E Class W210	06.95 - 01.03		
		E Class W210 T-Model	05.96 - 01.03		

Commercial Vehicles (Universal Application)



Length (inch/mm) ↔	Part Number	
	Right Hand Drive	Left Hand Drive
20 (500mm)	9XW 191 397-201	9XW 184 107-201
22 (550mm)	9XW 191 397-221	9XW 184 107-221
24 (600mm)	9XW 191 397-241	9XW 184 107-241
26 (650mm)	9XW 191 397-261	9XW 184 107-261
28 (700mm)	9XW 191 397-281	9XW 184 107-281
32 (800mm)	9XW 191 397-321	9XW 184 107-321
36 (900mm)	9XW 191 397-361	9XW 184 107-361
40 (1000mm)	9XW 191 397-401	9XW 184 107-401

HELLA SPARK PLUGS



With its Original Equipment expertise in electronic ignition devices and engine sensors, HELLA has developed spark plugs with stringent quality standards. Designed to withstand extreme conditions, they provide improved ignitability, acceleration and performance. Discover the difference with HELLA Spark Plugs for efficient energy performance.



HELLA Spark Plugs - Standard Series

Standard Series		
	Energy	Energy Pro
Applications	Passenger Cars	Motorcycles
Products	 <p>HELLA Energy is an OE equivalent plug for spare part replacement.</p>	 <p>HELLA Energy Pro lasts longer than typical OE plugs.</p>
Benefits	<ul style="list-style-type: none"> • Service life of up to 30,000km • Durable and smooth combustion 	<ul style="list-style-type: none"> • Service life of up to 20,000 km • Durable and smooth combustion
Details	<ul style="list-style-type: none"> • Robust nickel-plated metal shell offers strong resistance against corrosion • Nickel center electrode with copper core lasts longer than nickel core standard plugs 	<ul style="list-style-type: none"> • Service life of up to 40,000km • Fuel efficient • Durable and smooth combustion

HELLA Spark Plugs - Performance Series

Performance Series		
	Platinum	Iridium Pro
Applications	Passenger Cars	Passenger Cars
Products	 <p>HELLA Platinum offers platinum center electrode tip that offers high durability and long service life. It last longer than typical OE spark plugs oncluding yttrium enhanced spark plugs.</p>	 <p>HELLA Iridium Pro offers superb durability at both the center electrode tip with an iridium tip and a platinum pad on the ground electrode.</p>
Benefits	<ul style="list-style-type: none"> • Long service life of up to 60,000km • Improved durability • Faster response and acceleration • Improved fuel efficiency • Better combustion 	<ul style="list-style-type: none"> • Longest service life of up to 100,000km • Best durability • Superior response and acceleration • Highest fuel efficiency • Superior combustion and power
Details	<ul style="list-style-type: none"> • Platinum tip with copper core center electrode provides high durability and longer service life • Center electrode with resistance for suppressing interference, a benefit for many modern cars equipped with various eletronic devices 	<ul style="list-style-type: none"> • Iridium laser welded tip with copper core center electrode provides superior performance, high fuel efficiency, outstanding acceleration and high durability. • Platinum pad on ground electrode enhances overall durability of ground electrode • Extreme long service life, lasting much longer than typical OE plugs including platinum plugs and yttrium enhanced plugs

CROSS REFERENCE FOR PASSENGER CARS

NGK	Bosch	Denso	HELLA Trade Number			
			Energy	Energy Pro	Platinum	Iridium Pro
DCPR7EA-9	YR5DC+, YR5DC	XU22PR9	CFM9RP-9	YFM9RPC-9U	PFM9RC-9	IFM9RC-9P
DCPR8EA-9			CFM10RP-9			IFM10RC-9P
BP5ES, BP5EY	W8DC	W16EX-U, W16EP-U	CH7P-8	YH7RCP-8U	PH7RC-8	IH7RC-8P
BPR5ES, BPR5EY	WR8DC, WR8DC+	W16EPR-U, W16EXR-U		YH7RCP-8U	PH7RC-8	IH7RC-8P
BP5ES-11, BPR5ES-11	W8DCX, WR8DCX, WR8DCX+	W16EP-11, W16EPR-U11		YH7RCP-11U	PH7RC-11	IH7RC-11P
BP5EY-11, BPR5EY-11	W8DCX, WR8DCX, WR8DCX+	W16EX-11, W16EXR-U11		YH7RCP-11U	PH7RC-11	IH7RC-11P
BP6ES, BP6EY	W7DC	W20EP-U, W20EX-U	CH8P-8	YH8RCP-8U	PH8RC-8	IH8RC-8P
BPR6ES, BPR6EY	WR7DC, WR7DC+	W20EPR-U, W20EXR-U		YH8RCP-8U	PH8RC-8	IH8RC-8P
BKUR6ETB				YM8RCP5-10T		
BP6ES-11, BPR6ES-11	W7DCX, WR7DCX, WR7DCX+	W20EP-11, W20EPR-U11		YH8RCP-11U	PH8RC-11	IH8RC-11P
BP6EY-11, BPR6EY-11	W7DCX, WR7DCX, WR7DCX+	W20EP-11, W20EPR-U11		YH8RCP-11U	PH8RC-11	IH8RC-11P
BK5E, BKR5E	FR8DC, FR8DC+	K16R, K16PR, K16PR-U, K16R-U		YM7RCP-8U	PM7RC-8	IM7RC-8P
BK5EY, BKR5EY, BKR5EYA	FR8DC, FR8DC+	K16R, K16PR, K16PR-U, K16R-U		YM7RCP-8U	PM7RC-8	IM7RC-8P
BK5E-11, BKR5E-11, BKR5ES-11	FR8DCX, FR8KXC, FR8DCX+, FR8KXC+	K16R-11, K16PR-11, K16PR-U11, K16R-U11	CM7RP-11	YM7RCP-11U	PM7RC-11	IM7RC-11P
BK5EY-11, BKR5EY-11, BKR5EYA-11	FR8DCX, FR8KXC, FR8DCX+, FR8KXC+	K16R-11, K16PR-11, K16PR-U11	CM7RP-11	YM7RCP-11U	PM7RC-11	IM7RC-11P
LF5B	FR8ME, FR8SC+	K16HPR-U11		YMJ7RCP-9U		
ZFR6F-11, ZFR6J-11	FR7LXC, FR7LXC+	KJ20CR-L11		YM8RCP5-11U	PM8RC5-11	IM8RC5-11P
ZFR5F-11	FR8LXC, FR8LXC+	KJ16CR-L11		YM7RCP5-11U	PM7RC5-11	IM7RC5-11P
	FR7LDC, FR7LDC+	K20TXR		YM8RCS5-9D		
BCP6ES, BCPR6ES	F7DC, F7KC, FR7DC, FR7KC	Q20, Q20R, Q20R-U		YM8RCP-9U	PM8RC-9	IM8RC-9P
BK6E, BKR6E	F7DC, F7KC, FR7DC, FR7KC	K20P, K20P-U, K20R, K20R-U, K20PR-U		YM8RCP-9U	PM8RC-9	IM8RC-9P
BK6EYA, BKR6EYA	FR7DC, FR7KC, FR7DC+, FR7KC+	K20R-U, K20PR-U		YM8RCP-9U	PM8RC-9	IM8RC-9P
BCP6ES-11, BCPR6ES-11, FR6F-11K	FR7DCX, FR7DCX+	Q20-11, Q20R-11, Q20R-U11	CM8RP-11	YM8RCP-11U	PM8RC-11	IM8RC-11P
BK6E-11, BKR6E-11	FR7DCX, FR7DCX+	K20P-11, K20P-U11, K20R-U11, K20PR-U11	CM8RP-11	YM8RCP-11U	PM8RC-11	IM8RC-11P
BKR6E-11, BK6EYA-11, BKR6EYA-11	FR7DCX, FR7DCX+	K20P-11, K20P-U11, K20R-U11, K20PR-U11	CM8RP-11	YM8RCP-11U	PM8RC-11	IM8RC-11P
LF5A-11		K16HPR-U11		YMJ7RCP5-11U	PMJ7RC5-11	IMJ7RC5-11P
LZKAR7A	VR8SC+, VR8SC	XE20HR-U9		YNF9RPC-9U		
BPR6EF-11	HR7DCX+, HR7DCX	T20EPR-U11	CS8RP-11	YS8RCP-11U		
BP6EFS	H7DC, HR7DC+		CS8P-8	YS8RCP-8U		
	F8DC4		CM7P-8			
	HR8MEV			YSJ7RCP-13U		
CR6E			CD8RN-8		PD8RCN-8	
		XU22EPR-U		YFM9RPC-9U	PFM9RC-9	IFM9RC-9P
		K20TR-11		YM8RCP-11U	PM8RC-11	IM8RC-11P
CR8E			CD10RN-8		PD10RCN-8	
PERFORMANCE RANGE						
BKR7EVX-11, BKR7EIX-11	FR5DPP222	K22PRZU-11			PM9RC-11	IM9RC-11P
PFR5R-11, IFR5A-11, IFR5G-11	FR8DPP33+	PK16PR-L11			PM7RC-11	IM7RC-11P
BKR5EGP, BKR5EP, BKR5EIX		VK16, IK16			PM7RC-10	IM7RC-10P
BKR6EGP, BKR6EP, BKR6EIX		VK20, IK20, VKB20			PM8RC-11	IM8RC-11P
	FR7KPP33+, FR7KPP33U+				PM8RC-7	IM8RC-7P
ILFR6A, PLFR6C	FR6NI332S	VKH20Y, IKH20Y			PMJ8RC4-8	IMJ8RC4-8P
ILZFR6C-K	FR6MPP332	SK20HPR-L9, VKH20Y			PMJ8RC4-8	IMJ8RC4-8P
PFR6Q	FR6KPP332S	PK20PR-P8			PM8RC-7	IM8RC-7P
PFR6G-11, PFR6N-11, IFR6A-11	FR6KPP33X+, FR78X	PK20PR-P11, SK20R11			PM8RC-11	IM8RC-11P
	FR8DPX				PM7RC-11	IM7RC-11P
	FR7DPP22U					IM8RC-10P
ILZFR6D-11	FR7NPP33, FR7NPP332	VKH20Y, IKH20Y, FK20HR11			PMJ8RC4-10	IMJ8RC4-10P
ILKAR7B-11						INF9RC-11P
IFR7F-4D						IM9RC-4P
BKR9EIX		IK27 (supercedes K27A-Z, K27PR-ZU)				IM11RC-8P
BKR8EIX		IK24 (supercedes K24PR-ZU)				IM10RC-8P
DCPR8EVX		XU24EPRP, XU24EPZU			PFM10RC-8	IFM10RC-8P
PZFR5D-11 (7mm nose)	FR7HPP33+				PM7RC7-11	IM7RC7-11P
IZFR6K-11	FR6LI332S	SKJ20DR-M13				IM8RC5-11P
PZFR5F-11, IZFR5F-11 (5mm nose)	FR8LPX, FR8LXC+	PKJ16CR-L11, SKJ16CR-L11			PM7RC5-11	IM7RC5-11P
	YR7MPP33					IFJ8RC-8P
		XU22EPR-U				
BKR6EQUP	FGR7DQP+					IM8RC-8P
		IKH16				IMJ7RC5-11P
		IXU22				IFM9RC-9P
BKR5EIX						IM7RC-10P

NGK	Bosch	Denso	HELLA Trade Number			
			Energy	Energy Pro	Platinum	Iridium Pro
BPR6EIX-11						IH8RC-11P
BPR5EIX						IH7RC-8P
BKR6EIX						IM8RC-10P
ZFR5FIX-11						IM7RC-11P
ZFR5AIX-11						IMJ7RC5-11P
BPR5EIX-11						IH7RC-11P
BKR5EIX-11						IM7RC-11P
LFR6AIX-P						IMJ8RC4-8P
ILFR6D11						IMJ8RC4-10P
LFR6AIX-11						IMJ8RC4-10P
BKR6IEX						IM8RC-10P
BKR6IEX-11						IM8RC-11P
ZFR6FIX-11						IM8RC5-11P
ZFR6KIX-11PS						IM8RC-11P
BKR5EGP					PM7RC-10	
BKR6EGP		PK20TT			PM8RC-10	
BPR6EGP					PH8RC-11	
BPR5EGP					PH7RC-11	
ZFR5FGP					PM7RC-11	
LFR5AGP					PMJ7RC5-11	
FR5GP					PM7RC-11	
ZFR6F-GP					PM8RC5-11	
CR6EGP					PD8RCN-8	
CR8EGP					PD10RCN-8	
		ITV16				ISJ7RC-11P
		IT16				IS7RC-11P
	FR7DP				PM8RC-6	
		PKH20TT			PMJ8RC-11	
ILZKR7B-11S						IFJ9RC5-11P
SILZKAR7B11	VFXEH22					INF9RC-11P
		SK20R11				IM8RC-11P
LZKR6B-10E		IXUH22I				IFJ9RC-9P

CROSS REFERENCE FOR MOTORCYCLES

NGK	Bosch	Denso	HELLA Trade Number
			Energy
STANDARD RANGE			
C5HSA		U16FS-U	CC7N-8
CMR5H			CC9RN-6
CPR6EA-9		U20EPR9	CD8-9 / CD8RP-9
CPR7EA-9		U22EPR9	CD9-9 / CD9RP-9
C7E			CD9N-8
CR7E		U22ESR-N	CD9RN-8
CR7EH-9		U22FER9	CDJ9N-9
BP7HS		W22FP-U	CG9-8
BP8ES		W24EP-U	CH10-8
D7EA		X22ES-U	CF9N-8
DP8EA9		X24EP-U	CF10P-9
CR9EH-9		U27FER9	CDJ11N-9
CR8EH-9		U24FER9	CDJ10N-9
CR8E		U24ESR-N	CD10N-8
CPR8EA-9		U24EPR9	CD10-9 / CD10RP-9
C7HSA		U22FS-U	CC9N-6
CR7HSA			CC9RN-6
C8HSA	U4AC		CC10N-6
	U5AC		CC9N-6
B6HS	W7AC		CG8N-6
	W8AC		CG7N-5
CR10E	UR2CC		CD12RN-7
	X5DC		CF9P-6
	YR7DC		CFM8RP-9
	W7AC		CG8N-5
	W5AC		CG9N-5
BP7ES	W5DC		CH9P-8
	W5CC		CH9N-5
CR9E	UR3CC		CD11RN-7
CR9EKC	UR3DDC		CF11RP-10D
CR7EKC	UR5DDC		CF9RP-10D
C6HSA		U20FS-U	CC8N-7
B8ES			CH10N-8
DPR6EA-9			CF8RP-9
BP6HS, BP6HSA			CG8P-7
BP8HS			CG10P-7
CPR9EA-9			CD11RP-9
DPR7EA-9			CF9RP-9
BPM6A	WS7F		CN8P-5
BM5A	WS8E		CN7P1-5
BM6A	WS7E		CN8P1-5

Note:

The above cross reference information is to the best of our knowledge.

For the most accurate information on the type of spark plug type used in your particular car model, please refer to your car manual.

ORDERING REFERENCE FOR PASSENGER CARS

HELLA Trade Number	Special Remarks	HELLA Part Number (Single pc) MOQ 10 pcs	HELLA Part Number		Torque (Nm)
			4-piece pack	3-piece pack	
ENERGY					
CD10RN-8		8EH 188 704-621	NA	NA	10-15
CFM9RP-9		8EH 188 704-211	8EH 188 704-212	NA	15-26
CFM9RP-11		8EH 188 704-521	NA	NA	15-26
CFM10RP-9		8EH 188 704-571	NA	NA	15-26
CFJ8RP-11		8EH 188 704-501	NA	NA	15-26
CH7P-8	Without resistance	8EH 188 704-161	8EH 188 704-162	NA	20-30
CH8P-8	Without resistance	8EH 188 704-171	8EH 188 704-172	NA	20-30
CM7P-8	Without resistance	8EH 188 704-271	NA	NA	20-30
CM7RP-11		8EH 188 704-181	8EH 188 704-182	NA	20-30
CM7RP5-11		8EH 188 704-491	NA	NA	20-30
CM8RP-11		8EH 188 704-191	8EH 188 704-192	NA	20-30
CMJ8RP-11		8EH 188 704-511	NA	NA	20-30
CS8P-8	Without resistance	8EH 188 704-261	NA	NA	10-20
CS8RP-11		8EH 188 704-201	8EH 188 704-202	NA	10-20
ENERGY PRO					
YFM9RCP-9U		8EH 188 704-101	8EH 188 704-102	NA	15-26
YH7RCP-8U		8EH 188 704-001	8EH 188 704-002	8EH 188 704-003	20-30
YH7RCP-11U		8EH 188 704-041	8EH 188 704-042	NA	20-30
YH8RCP-8U		8EH 188 704-021	8EH 188 704-022	8EH 188 704-023	20-30
YH8RCP-11U		8EH 188 704-151	8EH 188 704-152	NA	20-30
YM7RCP-8U		8EH 188 704-051	8EH 188 704-052	NA	20-30
YM7RCP-11U		8EH 188 704-031	8EH 188 704-032	8EH 188 704-033	20-30
YM7RCP5-11U		8EH 188 704-231	8EH 188 704-232	NA	20-30
YM8RCP-9U		8EH 188 704-071	8EH 188 704-072	NA	20-30
YM8RCP-11U		8EH 188 704-011	8EH 188 704-012	NA	20-30
YM7RCS5-9D	Double ground electrode	8EH 188 704-381	NA	NA	20-30
YM8RCS5-9D	Double ground electrode	8EH 188 704-091	8EH 188 704-092	NA	20-30
YM8RCP5-11U		8EH 188 704-111	8EH 188 704-112	NA	20-30
YMJ7RCP-9U		8EH 188 704-141	8EH 188 704-142	NA	20-30
YM8RCP-11U		8EH 188 704-011	8EH 188 704-012	NA	20-30
YMJ7RCP5-11U		8EH 188 704-121	8EH 188 704-122	NA	20-30
YNF9RCP-9U	Flat surface insulator without angular rib	8EH 188 704-131	NA	NA	15-26
YNF9RCP-11U	Flat surface insulator without angular rib	8EH 188 704-221	8EH 188 704-222	NA	15-26
YS8RCP-8U		8EH 188 704-251	NA	NA	10-20
YS8RCP-11U		8EH 188 704-081	8EH 188 704-082	NA	10-20
YSJ7RCP-13U		8EH 188 704-411	NA	NA	10-20
PLATINUM					
PFJ8RC-11		8EH 188 705-421	NA		15-26
PFJ8RC-7		8EH 188 705-261	NA		15-26
PFJ9RC-11		8EH 188 705-351	NA		15-26
PFM10RC-8		8EH 188 705-211	8EH 188 705-212		15-26
PFM8RC-8		8EH 188 705-271	NA		15-26
PFM9RC-9		8EH 188 705-251	NA		15-26
PH7RC-11		8EH 188 705-131	NA		20-30
PH7RC-8		8EH 188 705-121	NA		20-30
PH8RC-11		8EH 188 705-151	NA		20-30
PH8RC-8		8EH 188 705-141	NA		20-30
PM7RC-10		8EH 188 705-041	8EH 188 705-042		20-30
PM7RC-11		8EH 188 705-061	8EH 188 705-062		20-30
PM7RC5-11		8EH 188 705-231	8EH 188 705-232		20-30
PM7RC7-11		8EH 188 705-241	NA		20-30
PM7RC-8		8EH 188 705-111	8EH 188 705-112		20-30
PM8RC-10		8EH 188 705-071	8EH 188 705-072		20-30
PM8RC-11		8EH 188 705-021	NA		20-30
PM8RC5-11		8EH 188 705-221	NA		20-30
PM8RC-7		8EH 188 705-031	8EH 188 705-032		20-30
PM8RC-9		8EH 188 705-091	8EH 188 705-092		20-30
PM9RC-10		8EH 188 705-011	8EH 188 705-012		20-30
PM9RC-11		8EH 188 705-181	8EH 188 705-182		20-30
PM9RC-4		8EH 188 705-171	8EH 188 705-172		20-30
PMJ7RC5-11		8EH 188 705-101	8EH 188 705-102		20-30
PMJ8RC4-10		8EH 188 705-081	8EH 188 705-082		20-30

HELLA Trade Number	Special Remarks	HELLA Part Number (Single pc) MOQ 10 pcs	HELLA Part Number		Torque (Nm)
			4-piece pack	3-piece pack	
PLATINUM			4-piece paperbox pack		
PMJ8RC4-8		8EH 188 705-051	8EH 188 705-052		20-30
PNF9RC-11	Flat surface insulator without angular rib	8EH 188 705-161	NA		15-26
PSJ7RC-13		8EH 188 705-411	NA		10-20
IRIDIUM PRO			4-piece paperbox pack		
IFJ8RC-11P		8EH 188 706-311	NA		15-26
IFJ8RC-8P		8EH 188 706-271	NA		15-26
IFJ9RC-9P		8EH 188 706-761	NA		15-26
IFM10RC-8P		8EH 188 706-211	8EH 188 706-212		15-26
IFM10RC-9P		8EH 188 706-471	8EH 188 706-472		15-26
IFM9RC-9P		8EH 188 706-251	NA		15-26
IH7RC-11P		8EH 188 706-131	8EH 188 706-132		20-30
IH7RC-8P		8EH 188 706-121	8EH 188 706-122		20-30
IH8RC-11P		8EH 188 706-151	8EH 188 706-152		20-30
IH8RC-8P		8EH 188 706-141	8EH 188 706-142		20-30
IM10RC-4P		8EH 188 706-281	NA		20-30
IM7RC-10P		8EH 188 706-041	8EH 188 706-042		20-30
IM7RC-11P		8EH 188 706-061	8EH 188 706-062		20-30
IM7RC5-11P		8EH 188 706-231	8EH 188 706-232		20-30
IM7RC7-11P		8EH 188 706-241	8EH 188 706-242		20-30
IM7RC-8P		8EH 188 706-111	8EH 188 706-112		20-30
IM8RC-10P		8EH 188 706-071	8EH 188 706-072		20-30
IM8RC-11P		8EH 188 706-021	8EH 188 706-022		20-30
IM8RC5-11P		8EH 188 706-221	8EH 188 706-222		20-30
IM8RC-7P		8EH 188 706-031	8EH 188 706-032		20-30
IM8RC-8P		8EH 188 706-261	NA		20-30
IM8RC-9P		8EH 188 706-091	8EH 188 706-092		20-30
IM9RC-11P		8EH 188 706-181	8EH 188 706-182		20-30
IM9RC-4P		8EH 188 706-171	8EH 188 706-172		20-30
IM9RC-7P		8EH 188 706-361	NA		20-30
IMJ7RC5-11P		8EH 188 706-101	8EH 188 706-102		20-30
IMJ8RC4-10P		8EH 188 706-081	8EH 188 706-082		20-30
IMJ8RC4-8P		8EH 188 706-051	8EH 188 706-052		20-30
INF9RC-11P	Flat surface insulator without angular rib	8EH 188 706-161	8EH 188 706-162		15-26
IS7RC-11P		8EH 188 706-611	NA		10-20
ISJ7RC-11P		8EH 188 706-431	NA		10-20
ISJ7RC-13P		8EH 188 706-441	NA		10-20

ORDERING REFERENCE FOR MOTORCYCLES




HELLA Trade Number	Special Remarks	HELLA Part Number (Single pc) MOQ 10 pcs	Torque (Nm)
ENERGY			
CC7N-8 Energy		8EH 197 025-001	10-15
CD8-9 Energy		8EH 197 025-011	10-15
CC8N-8 Energy		8EH 197 025-021	10-15
CDJ9N-9 Energy		8EH 197 025-051	10-15
CG9-8 Energy		8EH 197 025-061	20-30
CD10N-8 Energy		8EH 197 025-121	10-15
CD10-9 Energy		8EH 197 025-131	10-15
CN8P-5 Energy	Small engine spark plug	8EH 197 025-151	20-30
CC10N-6 Energy		8EH 197 025-161	10-15
CC9N-6 Energy		8EH 197 025-171	10-15
CN7P1-5 Energy	Small engine spark plug	8EH 197 025-181	20-30
CG8N-6 Energy		8EH 197 025-191	20-30
CG7N-5 Energy		8EH 197 025-201	20-30
CG7N-6 Energy		8EH 197 025-211	20-30
CD12RN-7 Energy	With resistance	8EH 197 025-221	10-15
CF9P-6 Energy		8EH 197 025-231	15-26
CFM8RP-9 Energy	With resistance	8EH 197 025-241	15-26
CG8N-5 Energy		8EH 197 025-251	20-30
CG9N-5 Energy		8EH 197 025-261	20-30
CH9P-8 Energy		8EH 197 025-271	20-30
CN8P1-5 Energy	Small engine spark plug	8EH 197 025-281	20-30
CH9N-5 Energy		8EH 197 025-291	20-30
CD11RN-7 Energy	With resistance	8EH 197 025-301	10-15
CF11RP-10D Energy	With resistance With double ground electrode	8EH 197 025-311	15-26
CF9RP-10D Energy	With resistance With double ground electrodes	8EH 197 025-321	15-26
CH10N-8 Energy		8EH 197 025-351	20-30
CD8RP-9 Energy	With resistance	8EH 197 025-371	10-15
CG8P-7 Energy		8EH 197 025-391	20-30
CF10P-9 Energy		8EH 197 025-461	15-26
CD10RP-10D Energy	With resistance With double ground electrodes	8EH 197 025-481	10-15
CC9N-6D Energy	With double ground electrodes	8EH 197 025-491	10-15
CF9P-6D Energy	With double ground electrodes	8EH 197 025-501	15-26
CE08RP-6 Energy	With resistance Small engine spark plug	8EH 358 002-251	10-15
CCE7RN-7 Energy	With resistance Small engine spark plug	8EH 358 002-261	10-15

HELLA BATTERIES



The comprehensive range of sealed maintenance free (SMF) automotive batteries from HELLA is developed to deliver optimal and enhanced starting power for a new generation of demanding motoring technology. Designed to power your vehicle with the highest performance and unrivalled durability, HELLA batteries offer the most reliable supply of energy required to meet the demanding current required by today's modern automobile technology. With the comprehensive range coverage, HELLA has a battery for every automotive need.



PRODUCT REFERENCE

Starting Lighting Ignition (SLI)			
	Xcelerate	Xcelerate Pro	Xcelerate Endurance
Applications	Passenger Cars	Passenger Cars	Passenger Cars
Products	 <p>HELLA Xcelerate range of batteries are particularly suitable for new generation vehicles that are equipped with modern electronics.</p>	 <p>HELLA Xcelerate Pro range of batteries offers higher lifespan and performance. It is the best in its class for quality for lead acid batteries, ideal for the modern designed vehicles with sophisticated technologies requiring that dose of extreme performance required for demanding urban city driving.</p>	 <p>The HELLA Xcelerate Endurance range of batteries offers long lasting capabilities and uncompromised performance. It is ideal for modern designed vehicles with power-hungry electronics requiring long lasting power and reliability for higher mileage.</p>
Details	<ul style="list-style-type: none"> • Full factory sealed without the need to top up • Fully tropicalized • Plate maximized for durability & capacity • Comprehensive range coverage 	<ul style="list-style-type: none"> • Full factory sealed without the need to top up • Fully tropicalized • Increased lead content to prolong lifespan and capacity • Enhanced plate structure and active materials paste • Enveloping developed for maximum engine starting, Comprehensive range coverage 	<ul style="list-style-type: none"> • Prolonged battery life span • Designed using spun-bonded paper and active materials on positive plates • 30% improvement over average lifespan

PRODUCT REFERENCE

	Enhanced Flooded Battery (EFB)	Absorbant Glass Mat (AGM)
	Xcelerate Ultra	Xcelerate Ultra⁺
Applications	Passenger Cars	Passenger Cars
Products	 <p>HELLA Xcelerate Ultra is best in its class for quality in the field of lead acid batteries and is ideal for modern designed vehicles with complex technologies requiring that dose of extreme performance. The battery is constructed to deliver maximum performance and reliable starting.</p>	 <p>Developed based on AGM technology, the HELLA Xcelerate Ultra⁺ range of batteries are designed with advanced start-stop technology. With superior charge acceptance and the ability to deep cycle, the battery delivers unparalleled performance in cranking power, reliability and significantly higher service life. The HELLA Xcelerate Ultra⁺ AGM battery is particularly ideal for premium vehicles with advanced start-stop functions and sophisticated electronics.</p>
Details	<ul style="list-style-type: none"> • Enhanced charge acceptance • Ability to withstand ongoing discharging and charging • High cranking power • Higher cycle life (up to 2 times more cycle life than standard flooded lead acid batteries) • High resistance to vibration • Environmental sustainability (reduction in CO2 emission) 	<ul style="list-style-type: none"> • Enhanced life cycle performance (up to 200% more cycle life than standard flooded lead acid batteries) • High cranking power (up to 65% higher than standard flooded lead acid batteries) • High resistance to vibration, spill-proof.

ORDERING REFERENCE

Product Model & Description	Part Number	20Ah Rate (Ah)	RC (Min)	CCA (A)	CCA	Length (mm)	Width (mm)	Total Height (mm)	Terminal	Cell Layout	Hold Down
XCELERATE											
54519	8EB 354 791-001	45	78	220	DIN	245	175	175	STD	(- +)	B4
55414	8EB 354 791-011	54	94	265	DIN	277	175	175	STD	(- +)	B3/B4
55559	8EB 354 791-021	55	94	265	DIN	245	175	190	STD	(- +)	B3
55565	8EB 354 791-031	55	94	265	DIN	245	175	190	STD	(+ -)	B3
56318	8EB 354 791-041	63	110	320	DIN	277	175	175	STD	(- +)	B3/B4
56638	8EB 354 791-051	66	110	320	DIN	278	175	190	STD	(- +)	B3
57220	8EB 354 791-061	72	120	350	DIN	278	175	190	STD	(- +)	B3
58827	8EB 354 791-071	88	148	410	DIN	353	175	190	STD	(- +)	B3
56219	8EB 354 791-081	62	100	320	DIN	245	175	190	STD	(- +)	B3
58014	8EB 354 791-091	80	135	380	DIN	315	175	175	STD	(- +)	B3
58515	8EB 354 792-171	85	150	420	DIN	354	175	175	STD	(- +)	B3
60044	8EB 354 791-121	100	180	800	EN	353	175	190	STD	(- +)	B3
67018	8EB 354 791-131	170	320	970	EN	508	222	220	STD	(\pm)	-
73011	8EB 354 791-141	230	430	1100	EN	518	273	241	STD	(\pm)	-
34-550	8EB 354 791-151	50	84	550	BCI	260	171	205	STD	(+ -)	10
31-930	8EB 354 791-161	105	200	930	BCI	330	173	240	STD	center	-
31-930T	8EB 354 791-171	105	200	930	BCI	330	173	240	STUD	center	-
58-530	8EB 354 791-181	52	88	530	BCI	236	183	177	STD	(+ -)	21
65-660	8EB 354 791-191	70	117	650	BCI	292	189	191	STD	(+ -)	21
75-615	8EB 354 791-201	56	93	600	BCI	231	179	185	SIDE	(+ -)	17
78-760	8EB 354 791-211	69	115	750	BCI	260	179	185	SIDE	(+ -)	17
78DT-760	8EB 354 791-221	69	115	750	BCI	260	179	205	DUAL	(+ -)	17
40B19R	8EB 354 791-231	30	49	300	SAE	187	127	226	SMALL	(+ -)	-
40B19R-BHD	8EB 354 791-241	30	49	300	SAE	187	127	226	SMALL	(+ -)	B1
40B19L	8EB 354 791-251	30	49	300	SAE	187	127	226	SMALL	(- +)	-
40B19L-BHD	8EB 354 791-261	30	49	300	SAE	187	127	226	SMALL	(- +)	B1
32C24R	8EB 354 791-271	34	57	330	SAE	238	129	225	STD	(+ -)	-
32C24L	8EB 354 791-281	34	57	330	SAE	238	129	225	STD	(- +)	-
46B24R	8EB 354 791-291	42	70	400	SAE	238	129	225	SMALL	(+ -)	-
46B24R-BHD	8EB 354 791-301	42	70	400	SAE	238	129	225	SMALL	(+ -)	B1
46B24L	8EB 354 791-311	42	70	400	SAE	238	129	225	SMALL	(- +)	-
46B24L-BHD	8EB 354 791-321	42	70	400	SAE	238	129	225	SMALL	(- +)	B1
46B24RS	8EB 354 791-331	42	70	400	SAE	238	129	225	STD	(+ -)	-
46B24RS-BHD	8EB 354 791-341	42	70	400	SAE	238	129	225	STD	(+ -)	B1
46B24LS	8EB 354 791-351	42	70	400	SAE	238	129	225	STD	(- +)	-
46B24LS-BHD	8EB 354 791-361	42	70	400	SAE	238	129	225	STD	(- +)	B1
55B24R	8EB 354 791-371	45	75	430	SAE	238	129	225	SMALL	(+ -)	-
55B24R-BHD	8EB 354 791-381	45	75	430	SAE	238	129	225	SMALL	(+ -)	B1
55B24L	8EB 354 791-391	45	75	430	SAE	238	129	225	SMALL	(- +)	-
55B24L-BHD	8EB 354 791-401	45	75	430	SAE	238	129	225	SMALL	(- +)	B1
55B24RS	8EB 354 791-411	45	75	430	SAE	238	129	225	STD	(+ -)	-
55B24RS-BHD	8EB 354 791-421	45	75	430	SAE	238	129	225	STD	(+ -)	B1
55B24LS	8EB 354 791-431	45	75	430	SAE	238	129	225	STD	(- +)	-
55B24LS-BHD	8EB 354 791-441	45	75	430	SAE	238	129	225	STD	(- +)	B1
55D23R	8EB 354 791-451	60	100	500	SAE	232	173	225	STD	(+ -)	-
55D23R-BHD	8EB 354 791-461	60	100	500	SAE	232	173	225	STD	(+ -)	B1
55D23L	8EB 354 791-471	60	100	500	SAE	232	173	225	STD	(- +)	-
55D23L-BHD	8EB 354 791-481	60	100	500	SAE	232	173	225	STD	(- +)	B1
80D23R	8EB 354 791-491	70	115	580	SAE	232	173	225	STD	(+ -)	-
80D23R-BHD	8EB 354 791-501	70	115	580	SAE	232	173	225	STD	(+ -)	B1
80D23L	8EB 354 791-511	70	115	580	SAE	232	173	225	STD	(- +)	-
80D23L-BHD	8EB 354 791-521	70	115	580	SAE	232	173	225	STD	(- +)	B1
48D26R	8EB 354 791-531	50	78	400	SAE	260	173	225	STD	(+ -)	-
48D26L	8EB 354 791-541	50	78	400	SAE	260	173	225	STD	(- +)	-
55D26R	8EB 354 791-551	60	100	500	SAE	260	173	225	STD	(+ -)	-
55D26R-BHD	8EB 354 791-561	60	100	500	SAE	260	173	225	STD	(+ -)	B1
55D26L	8EB 354 791-571	60	100	500	SAE	260	173	225	STD	(- +)	-
55D26L-BHD	8EB 354 791-581	60	100	500	SAE	260	173	225	STD	(- +)	B1
80D26R	8EB 354 791-591	70	115	600	SAE	260	173	225	STD	(+ -)	-
80D26R-BHD	8EB 354 791-601	70	115	600	SAE	260	173	225	STD	(+ -)	B1
80D26L	8EB 354 791-611	70	115	600	SAE	260	173	225	STD	(- +)	-
80D26L-BHD	8EB 354 791-621	70	115	600	SAE	260	173	225	STD	(- +)	B1
65D31R	8EB 354 791-631	65	105	550	SAE	303	173	225	STD	(+ -)	-
65D31L	8EB 354 791-641	65	105	550	SAE	303	173	225	STD	(- +)	-

Product Model & Description	Part Number	20Ah Rate (Ah)	RC (Min)	CCA (A)	CCA	Length (mm)	Width (mm)	Total Height (mm)	Terminal	Cell Layout	Hold Down
75D31R	8EB 354 791-651	75	120	630	SAE	303	173	225	STD	(+ -)	-
75D31R-BHD	8EB 354 791-661	75	120	630	SAE	303	173	225	STD	(+ -)	B1
75D31L	8EB 354 791-671	75	120	630	SAE	303	173	225	STD	(- +)	-
75D31L-BHD	8EB 354 791-681	75	120	630	SAE	303	173	225	STD	(- +)	B1
95D31R	8EB 354 791-691	85	145	730	SAE	303	173	225	STD	(+ -)	-
95D31R-BHD	8EB 354 791-701	85	145	730	SAE	303	173	225	STD	(+ -)	B1
95D31L	8EB 354 791-711	85	145	730	SAE	303	173	225	STD	(- +)	-
95D31L-BHD	8EB 354 791-721	85	145	730	SAE	303	173	225	STD	(- +)	B1
95E41	8EB 354 791-731	100	180	720	SAE	410	175	235	STD	(+ -)	-
130E41	8EB 354 792-151	115	210	850	SAE	410	175	235	STD	(+ -)	-
115F51	8EB 354 791-741	120	220	820	SAE	505	183	240	STD	(⁺)	-
145G51	8EB 354 791-751	150	300	950	SAE	508	222	241	STD	(⁺)	-
190H52	8EB 354 791-761	200	410	1200	SAE	523	279	248	STD	(⁺)	-
XCELERATE PRO											
46B19R	8EB 354 791-771	38	60	360	JIS	187	127	226	STD/SMM	(+ -)	-
46B19L	8EB 354 791-891	38	60	360	JIS	187	127	226	STD/SMM	(- +)	-
70B24R	8EB 354 791-781	48	80	470	JIS	238	129	225	STD/SMM	(+ -)	-
70B24L	8EB 354 791-901	48	80	470	JIS	238	129	225	STD/SMM	(- +)	-
80D23R	8EB 354 791-791	70	115	600	JIS	232	173	225	STD	(+ -)	-
80D23L	8EB 354 791-911	70	115	600	JIS	232	173	225	STD	(- +)	-
85D26R	8EB 354 791-801	75	135	640	JIS	260	173	222	STD	(+ -)	-
85D26L	8EB 354 791-921	75	135	640	JIS	260	173	222	STD	(- +)	-
90D26R	8EB 354 791-811	80	140	680	JIS	260	173	222	STD	(+ -)	-
90D26L	8EB 354 791-931	80	140	680	JIS	260	173	222	STD	(- +)	-
105D31R	8EB 354 791-821	90	160	780	JIS	303	173	225	STD	(+ -)	-
105D31L	8EB 354 791-941	90	160	780	JIS	303	173	225	STD	(- +)	-
XCELERATE ULTRA											
N55R (Group B24)	8EB 354 791-831	55	80	460	JIS	238	129	225	STD/SMM	(+ -)	-
N55R-BHD (Group B24)	8EB 354 791-991	55	80	460	JIS	238	129	225	STD/SMM	(+ -)	B1
N55 (Group B24)	8EB 354 791-951	55	80	460	JIS	238	129	225	STD/SMM	(- +)	-
N55-BHD (Group B24)	8EB 354 792-001	55	80	460	JIS	238	129	225	STD/SMM	(- +)	B1
Q85R (Group D23)	8EB 354 791-841	65	110	550	JIS	232	173	225	STD	(+ -)	-
Q85R-BHD (Group D23)	8EB 354 792-011	65	110	550	JIS	232	173	225	STD	(+ -)	B1
Q85 (Group D23)	8EB 354 791-961	65	110	550	JIS	232	173	225	STD	(- +)	-
Q85-BHD (Group D23)	8EB 354 792-021	65	110	550	JIS	232	173	225	STD	(- +)	B1
S95R (Group D26)	8EB 354 791-851	80	130	680	JIS	260	173	222	STD	(+ -)	-
S95R-BHD (Group D26)	8EB 354 792-031	80	130	680	JIS	260	173	222	STD	(+ -)	B1
S95 (Group D26)	8EB 354 791-971	80	130	680	JIS	260	173	222	STD	(- +)	-
S95-BHD (Group D26)	8EB 354 792-041	80	130	680	JIS	260	173	222	STD	(- +)	B1
T110R (Group D31)	8EB 354 791-861	95	150	760	JIS	303	173	225	STD	(+ -)	-
T110R-BHD (Group D31)	8EB 354 792-051	95	150	760	JIS	303	173	225	STD	(+ -)	B1
T110 (Group D31)	8EB 354 791-981	95	150	760	JIS	303	173	225	STD	(- +)	-
T110-BHD (Group D31)	8EB 354 792-061	95	150	760	JIS	303	173	225	STD	(- +)	B1
L2	8EB 354 791-871	60	100	560	EN	245	175	190	STD	(- +)	B3
L3	8EB 354 791-881	70	120	650	EN	278	175	190	STD	(- +)	B3
XCELERATE ULTRA⁺											
AGM L2	8EB 354 792-261	60	100	640	EN	242	175	190	STD	(- +)	B3
AGM L3	8EB 354 792-271	70	120	760	EN	278	175	190	STD	(- +)	B3
AGM L4	8EB 354 792-281	80	140	800	EN	315	175	190	STD	(- +)	B3
AGM L5	8EB 354 792-291	92	160	850	EN	353	175	190	STD	(- +)	B3
AGM L6	8EB 354 792-301	105	190	950	EN	393	175	190	STD	(- +)	B3
XCELERATE ENDURANCE											
55B24R	8EB 354 792-071	45	80	430	SAE	238	129	225	SMALL	(+ -)	-
55B24R-BHD	8EB 354 792-081	45	80	430	SAE	238	129	225	SMALL	(+ -)	B1
5B24L	8EB 354 792-091	45	80	430	SAE	238	129	225	SMALL	(- +)	-
5B24L-BHD	8EB 354 792-101	45	80	430	SAE	238	129	225	SMALL	(- +)	B1
80D26R	8EB 354 792-111	70	130	620	SAE	260	173	222	STD	(+ -)	-
80D26R-BHD	8EB 354 792-121	70	130	620	SAE	260	173	222	STD	(+ -)	B1
80D26L	8EB 354 792-131	70	130	620	SAE	260	173	222	STD	(- +)	-
80D26L-BHD	8EB 354 792-141	70	130	620	SAE	260	173	222	STD	(- +)	B1

HELLA DRIVING VIDEO RECORDERS

From recordings of scenic and adventurous road memories to documenting of road incidents, HELLA Driving Video Recorders capture vivid details day and night. HELLA Driving Video Recorders - your ultimate choice for high recording quality and best motoring experiences.



Driving Video Recorder DR 520

The HELLA DR 520 Driving Video Recorder captures critical details of every road incidents. Recording at 30 frames per second without dropping a single frame, every moment of your commute is captured bright and clear in high definition (HD) video images.

// Details:

- 1-channel
- Delivers exceptional video recording quality
- Simple setup

• Full HD 1080P and 140 Degree Wide Angle View

Captures a wider view of the road with effectively reduced blind spots or maximum visibility.



• Parking Monitoring Mode

Protects your vehicle during parking at all times.



• 2.7" LCD Screen

Easy adjustment of options and video playback.



• Night Vision

5 mega pixels high-resolution 4G full glass wide angle lens for better and sharper high quality night recording.



• G-Sensor

Automatic locking of video footage (protected and not be overwritten) of previous 10 seconds and latter 20 seconds of the accident.



• Storage

The HELLA DR 520 uses a Micro SD card (up to 64GB/Class 10).



• Loop-Recording

Automatically deletes old files to record new ones.



• Smart Motion Detection

Recording starts when a moving object is detected and stops when motion ends.



PRODUCT REFERENCE

Package	Application	Part Number
1 pc of DR 520 (inclusive of 1 pc of USB cable; 1 pc of bracket, 1 pc of car charger)	Passenger Cars	8XX 358 052-051



Driving Video Recorder DR 530

The WiFi enabled HELLA DR 530 Driving Video Recorder captures road experiences in vivid detail. Recording in high-definition resolution at 30 frames per second, it registers critical and fine details of the commute without dropping a single frame.

• Smart Gesture Sensing

Smart gesture sensing feature allows the user to locate the right moment or image in the video. With the Smart Gesture Sensing feature, a simple wave of the hand under the dashcam will activate an instant snapshot.



• Maximum Visibility

The HELLA DR 530 records in 1080-pixel high definition and in 150-degree wide angle to capture a clearer and wider view of the road with fewer blind spots.



• Built-in WiFi

With built-in WiFi, the HELLA DR 530 allows the user to immediately transfer and playback the footage on a smartphone wirelessly.



• G-Sensor

Sudden braking or impact will automatically trigger the G-Sensor which locks the video footage and prevents it from being overwritten.



• Loop-Recording

Old files are deleted automatically to record new footage.



// Details:

- 1-channel
- Delivers exceptional video recording quality
- Modern and attractive design

• Parking Monitoring Mode

For protection at all times, the HELLA DR 530 can continue recording even when the vehicle is parked.



• Night Vision

Powered by a Panasonic sensor, the HELLA DR 530 is capable of superior night vision recording.



• Storage

The HELLA DR 530 uses a Micro SD card (up to 64GB/Class 10).



• Optional GPS Module

The lightweight external GPS module picks up GPS signals fast and it offers higher-quality signals and tracking. It tracks location and vehicle speed while recording the journey. Users can view the video along with the GPS track on an app available on Android and iOS platforms.



• Optional Vehicle Battery Protection Module

This optional module prevents the unnecessary discharge of the vehicle battery, while the HELLA DR 530 is in parking mode.



PRODUCT REFERENCE

Package	Application	Part Number
---------	-------------	-------------

1 pc of DR 530 (inclusive of 1 pc of USB car charger & 1 pc of power cable)	Passenger Cars	8XX 358 052-061
---	----------------	-----------------



Driving Video Recorder DR 760

Equipped with 3.5 inch LCD touch screen, the 2-channel HELLA DR 760 driving video recorder offers high-quality components and excellent image resolution. It registers critical and fine detail of the commute without dropping a single frame.

// Details:

- 2-channel
- Delivers exceptional video recording quality
- 3.5" LCD touch screen

• 24 Hours Parking Monitoring Mode (Smart Motion Detection)

Uninterrupted power for 24 hours recording even when the vehicle is parked.



• G-Sensor

Sudden braking or impact will automatically trigger the G-Sensor to start recording.



• Format Free Technology

Convenient and hassle-free format free technology, SD card does not require regular formatting. Support large capacity of up to 256GB micro SD card (class 10 recommended).



• External GPS Module (Optional) – sold separately

The lightweight external GPS module picks up GPS signals fast and offers higher-quality signals and tracking. It tracks location and vehicle speed while recording the journey via PC Viewer.



• WiFi function connect to smartphone

Allow users to transfer and playback footage on a smartphone wirelessly.



• Advanced Driver Assistance Systems (ADAS)

Activate ADAS functions via external GPS module. ADAS is a road safety system that offers audio and visual alerts for Lane Departure Warning System (LDWS), Front Collision Warning System (FCWS) and Front Vehicle Departure Warning (FVDW). ADAS detects road markings and provide voice warnings to drivers when the vehicle strays from its lane or at risk of an imminent crash.



• Full HD 1080P and 140 Degree Wide Angle View

Capture a wider view of the road with effectively reduced blind spots for maximum visibility.



• Night Vision

Superior video recording quality in low light environment.




• 3.5" LCD Screen

The 3.5" LCD Screen on the back of the camera allows users to to immediately review their footage in crystal clear resolution.



PRODUCT REFERENCE

Package	Application	Part Number	
1 pc of DR 760 main & rear camera (inclusive of 1 pc of direct power cable & 1 pc of 16GB Class 10 micro SD memory card)	Passenger Cars	8XX 358 052-121	

Driving Video Recorder DR 820

Equipped with 3.5 inch LCD touch screen, the 2-channel HELLA DR 760 driving video recorder offers high-quality components and excellent image resolution. It registers critical and fine detail of the commute without dropping a single frame.

// Details:

- 2-channel
- Delivers exceptional video recording quality
- Complex and sleek design

• 24 Hours Parking Monitoring Mode (Smart Motion Detection)

Uninterrupted power for 24 hours recording even when the vehicle is parked.



• Format Free Technology

Convenient and hassle-free format free technology, SD card does not require regular formatting.



• WiFi function connect to smartphone

Allow users to transfer and playback footage on a smartphone wirelessly.



• Storage

Support large capacity of up to 256GB micro SD card (class 10 recommended).



• Full HD 1080P and 140 Degree Wide Angle View

Capture a wider view of the road with effectively reduced blind spots for maximum visibility.



• Night Vision

Superior video recording quality in low light environment.



• G-Sensor

Sudden braking or impact will automatically trigger the G-Sensor to start recording.



• External GPS Module (Optional) – sold separately

The lightweight external GPS module picks up GPS signals fast and offers higher-quality signals and tracking. It tracks location and vehicle speed while recording the journey via PC Viewer.



• Advanced Driver Assistance Systems (ADAS)

Activate ADAS functions via external GPS module. ADAS is a road safety system that offers audio and visual alerts for Lane Departure Warning System (LDWS), Front Collision Warning System (FCWS) and Front Vehicle Departure Warning (FVDW). ADAS detects road markings and provide voice warnings to drivers when the vehicle strays from its lane or at risk of an imminent crash.



PRODUCT REFERENCE

Package	Application	Part Number
---------	-------------	-------------

1 pc of DR 820 main & rear camera (inclusive of 1 pc of direct power cable & 1 pc of 16GB Class 10 micro SD memory card)

Passenger Cars

8XX 358 052-101



A wireframe car is shown in a light blue color, overlaid on a background of a solid blue car. The wireframe car is semi-transparent, showing the internal structure of the vehicle. The solid blue car is positioned behind it, and its details are visible through the wireframe. A dark blue rectangular box with rounded corners is positioned in the center of the image, containing white text. The overall aesthetic is clean and modern, emphasizing automotive technology and design.

OTHER AUTOMOTIVE PARTS & ACCESSORIES

HELLA is committed to bringing its world-class product quality assurance and reliability to every aspect of motoring. Discover other HELLA automotive parts and accessories that are available to enhance your driving experience.

Relays

Relays have been used to remotely control circuits for over 180 years. The technology has proven its reliability millions of times and it remains the choice for many applications in automotive engineering. HELLA relays are optimally designed to withstand a broad temperature range.

// Details:

- Robustly engineered
- Long service life

PRODUCT REFERENCE

Product	Package	Application	Part Number	
12V 5-pin Relay Change-over relay with bracket, 30A/20A	1 pc	Passenger Cars	4RD 933 332-301	
12V 5-pin Relay Change-over relay, 10/20A	1 pc	Passenger Cars	4RD 933 332-327	
24V 5-pin Relay Change-over relay with bracket, 20A/10A	1 pc	Commercial Vehicles	4RD 933 332-311	
12V 4-pin Relay Normally Open Relay	1 pc	Passenger Cars	4RA 965 400-007	
24V 4-pin Relay Normally Open Relay	1 pc	Commercial Vehicles	4RA 965 400-067	
12V 5-pin Relay Normally open relay, 30A	1 pc	Passenger Cars	4RA 933 791-101	
24V 5-pin Relay Normally open relay, 20A	1 pc	Commercial Vehicles	4RA 933 791-111	

Backup Alarm


The backup alarm is a revolutionary reversing and warning alarm designed to produce effective danger warning sound.

// Details:

- Penetrating, long-range alarm sound
- Integrated bracket for universal mounting
- Protection against reverse polarity and voltage peaks
- Proven service life for ultimate performance

PRODUCT REFERENCE

Product	Package	Application	Part Number
Backup Alarm <ul style="list-style-type: none">• Multivolt: 9 - 48 V• Acoustic pressure level at 2m: 110 dB (A)	1 pc	Commercial Vehicles	3SL 009 148-141





Take advantage of online services from HELLA. Up-to-date information on products, interactive tools, microsities and mobile apps.



HELLA
Online Service



HELLA Asia
Facebook



HELLA
Techworld



HELLA Asia Singapore Pte Ltd

2 International Business Park
#02-12 The Strategy, Singapore 609930

Tel.: +(65) 6854 7300

Fax: +(65) 6854 7302

Email: singapore@hella.com

www.hellaasia.com

© HELLA GmbH & Co. KGaA, Lippstadt