




WIPER BLADES



Better Visibility, Safer Drive.



HELLA KGaA Hueck & Co.

About HELLA

HELLA KGaA Hueck & Co. is a globally positioned company at 70 locations in more than 30 countries. As a key innovation driver, the company has been developing and manufacturing lighting and electronic components and systems for the automotive industry for more than 100 years. HELLA ranks among the top 50 automotive suppliers globally and operates one of the world's largest aftermarket organisations for automotive parts, accessories, diagnostics and services. Customers include all leading vehicle and system manufacturers as well as the automotive parts aftermarket.

The HELLA brand is synonymous with proven quality and innovative automotive technology. The basis behind HELLA's success lies in its constant pursuit for innovations and design improvements, and constantly creating value to the future of motor vehicles.

As a leading partner of top vehicle manufacturers, HELLA is committed on innovative quality products to make the roads safer for drivers. HELLA offers a wide range of quality wiper blades with high market coverage for Asian vehicles. Experience the clear difference with HELLA wiper blades for better vision and a safer drive.



Experience the Difference with HELLA Wiper Blades

Wiper Blades for Passenger Vehicle Application

Conventional Series

HELLA Wiper Blade

- Nanotechnology graphite-coated rubber blade provides smooth and quiet operation with clear visibility.
- Contact points with even downward pressure, delivering a clean wipe at every point.



Flat Blade Series

HELLA Curvo


- Superior wiping performance ensures maximum visibility and safety even at high speed.
- Improved rubber formulation offers a cleaner, smoother wiping performance with enhanced durability of wiper blades.
- Robust spoiler design made to endure extreme harsh weather and environmental condition.



Hybrid Series

HELLA Razor

- Advanced hybrid technology that integrates the best design features of conventional frame and flat blade for an ideal combination of styling, performance and protection.
- Innovative aerodynamic design offers enhanced contact with the windscreen and optimal pressure distribution across the blade to deliver a cleaner wipe.
- Improved durability and reliability with a thicker graphite-coated rubber to withstand greater operation stress.



Wiper Blades for Commercial Vehicle Application

- Thicker graphite-coated rubber to withstand heavy commercial usage.
- Glossy surface powder coating for protection against rust in all weather.
- Heavy duty steel frame for maximum stability and durability.
- Multiple adaptors provide maximum vehicle coverage.

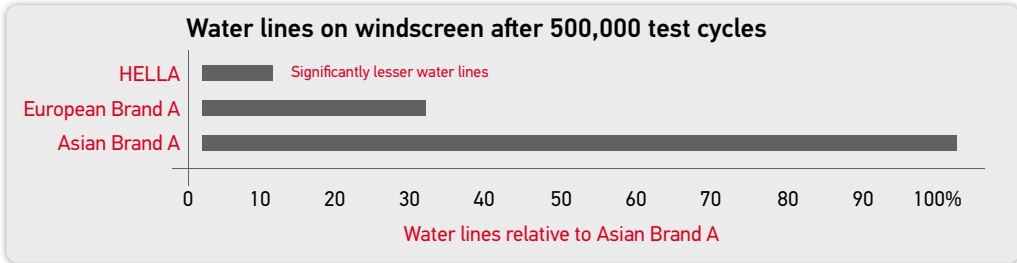


HELLA Wiper Blade

Conventional Blade

Hella Wiper Blades are made with top quality nanotechnology graphite-coated rubber. The graphite coating greatly reduces friction in the contact areas between the blade and the windscreen. This means a smooth and quiet operation with longer-lasting performance.

Hella Wiper Blades are subjected to the highest quality requirements and meet the stringent test standards of Japanese Industrial Standards (JIS) and Society of Automotive Engineers (SAE).



✓ Clearer Visibility
 ✓ Longer-lasting performance

HELLA Premium Wiper Blades performed
 ✓ 83% better than Asian Brand A
 ✓ 20% better than European Brand A

Features



Premium Wiping Performance

- Nanotechnology graphite-coated rubber blade provides smooth and quiet operation with clear visibility.
- Contact points with even downward pressure, delivering a clean wipe at every point.

Easy-to-use, Universally Compatible Adaptors

- Pre-attached with the adaptor with the most vehicle applications.
- Comes with universal adaptors that fit over 95% of vehicles in Asia.



Durable

- Wear-resistant edge gives perfect results up to the time of replacement.
- Superior solid steel frame ensures maximum strength and durability.

Vehicle Specific Conventional Blades

- Vehicle specific wiper frame structure for optimal pressure distribution.
- Easy installation with pre-mounted vehicle specific Quick-Adaptor.



HELLA Curvo

Flat Blade

HELLA Curvo is aerodynamically designed with an integrated flexible spine that secures the rubber blade in a seamless structure. This delivers enhanced aerodynamics, improved reliability and visibility in all weather conditions.

Aerodynamic air-flow, downward force



Cross sectional view

- Low profile and ultra-flat integrated spoiler offers enhanced aerodynamics for a smoother wipe and prevention of wind-lift.
- Robust contoured steel spine offers optimal distribution of pressure.
- Precision cut wiping angle for optimal wiping performance.



Features



Aerodynamic Design

- Low profile aerodynamic concept spoiler provides optimal downward air-flow pressure to prevent wind lift even at high speed.

Easy-to-use, Universally Compatible Pre-attached Adaptor

- The pre-attached adaptor offers hassle-free and easy installation.
- Fits more than 95% of vehicles in Asia.

Curvo Design

- Integrated flexible spine and self-adjusting secondary levers offer uniform pressure distribution across entire wiper blade suited for various curvatures of windshield.
- Precision cut to an optimal angle for clearer wiping performance.

Improved Reliability & Durability

- Improved rubber formulation offers thermal resistance against ozone, UV rays and heat. Rubber blade edge is coated with graphite for minimal friction and thorough cleaning of windshield.
- The absence of an exposed metal superstructure, as found in conventional blades, prevents ice build-up in winter. Ideal for all weather conditions.




HELLA Razor


Hybrid Blade

HELLA Razor wiper blade offers car drivers an upgrade to better wiping performance. Designed with an advanced hybrid technology, HELLA Razor integrates the best features of conventional frame and flat blade for an ideal combination of style, performance and protection. Its innovative aerodynamic design offers enhanced contact with the windscreen and optimal pressure distribution across the blade to deliver a cleaner wipe.

Improved aerodynamic design



Reinforced with internal steel frame



Double corrosion protection

- Zinc plated steel frame with powder coating for corrosion protection under the most adverse environmental conditions

Features



Advance Hybrid Technology

- A crossover in wiper blade technology design that combines structural features of the conventional frame and the flat blade low profile design.

Easy-to-use, Universally Compatible Pre-attached Adaptor

- The pre-attached adaptor offers hassle-free and easy installation.
- Fits more than 95% of vehicles in Asia.



Aerodynamic Design

- Improved aerodynamics, resulting in a smoother and quieter operation with maximum visibility and safety.
- Optimal downward air-flow pressure provides better contact and prevents wind lift at high speeds.

Maximum Durability & Reliability

- Thick nanotechnology graphite-coated rubber to withstand greater operation stress.
- All-weather protective shell gives added protection for a longer life.



Wiper Blades for Commercial Vehicles

HELLA Wiper Blades for commercial vehicles are specially formulated using top quality nanotechnology graphite-coated rubber. The blades come with a thicker width which allows them to withstand the additional stress of heavy commercial usage.



Features



Long Lasting Wiping Performance


- Nanotechnology graphite-coated rubber blade provides smooth operation with minimal friction on the contact areas.
- Multiple contact points with even downward pressure, delivering a clean wipe at every point.





Durable

- Heavy duty steel frame and design ensure maximum stability and durability.
- Thicker rubber width up to 9mm, capable of withstanding the additional stress of heavy commercial usage.
- Glossy surface powder coating for all weather protection.





Multiple Adaptors





- Includes multiple adaptors for maximum vehicle coverage.







Model 	Model Year 	Driver 	Passenger 	Universal		
				HELLA Wiper Blade	HELLA Curvo	HELLA Razor
ALFA ROMEO						
Alfa 145	97 - 00	22	19	•		
Alfa 146	97 - 00	22	19	•		
Alfa 147	00 - 05	22	16	•		
Alfa 147	05 - 10	22	18	•		
Alfa 155	92 - 96	21	19	•		
Alfa 156 Sports	97 - 05	22	20	•		
159 Sports Wagon	05 -	23	18	•		
Alfa 166	98 - 07	21	19	•		
Brera	06 -	23	18	•		
Giulietta	05 -	23	18	•		
GT	05 -	22	18	•		
MITO	08 -	26	15	•		
Spider	06 -	23	18	•		
AUDI						
80 [MK4]	91 - 96	21	22	•		
90	87 - 91	21	22	•		
200	83 - 92	21	21	•		
A1	10 -	24	16	•		
A3	96 - 03	21	19	•		
A3	04 -	24	19	•		
A4	94 - 01	21	21	•		
A5 Coupé	07 -	24	20	•		
A6	94 - 02	22	21	•		
A7	10 -	24	20	•		
A8	94 - 02	22	20	•		
Q3	11 -	24	20	•		
Q5	08 -	24	20	•		
Q7	06 -	26	24	•		
CHERY						
QQ	03 -	21	16	•	•	•
CHEVROLET						
Aveo	06 -	22	16	•	•	•
Aveo Hatchback	06 -	22	16	•	•	•
Aveo Hatchback	11 -	26	15	•	•	•
Blazer	96 - 04	21	19	•	•	•
Camero	11 -	24	24	•	•	•
Captiva	06 -	24	16	•	•	•
Cruze	09 -	24	18	•	•	•
Lumina	95 -	22	22	•	•	•
Nabira	03 -	24	24	•	•	•
Optra	04 -	21	19	•	•	•
Spark	05 -	20	14	•	•	•
CHRYSLER						
300C	94 -	22	22	•		•
Cherokee	94 -	18	18	•		
Grand Voyager	07 - 09	26	20	•		•
Grand Voyager	09 -	26	20	•		•
CITROEN						
Belingo	96 - 08	22	22	•		
Belingo	08 -	26	16	•		
C1	05 -	26		•	•	
C2	03 -	24	18	•	•	
C3	02 - 09	26	16	•	•	
C3 Picasso	09 -	24	16	•	•	•
C5	03 - 08	26	18	•	•	•
Evasion	94 - 02	26	20	•		
Saxo	99 - 04	20	18	•		
Xantia	93 - 97	24	19	•	•	•
Xantia	97 - 01	24	20	•	•	•
Xsara Picasso	00 - 05	26	26	•	•	•
DAIHATSU						
Ascend	96 -	18	18	•		•
Ceria	01 -	18	16	•		•
Charade Hatchback	83 - 00	18	18	•		
Cityvan II	88 -	17	17	•		
Espace	95 -	16	14	•		
Feroza	88 - 99	17	17	•		
Fourtrak	89 - 98	17	17	•		
Hi-Jet	93 -	16	16	•		
Mira	93 -	17	17	•		
Rocky	84 - 01	17	17	•		
Spacer Van	90 -	17	17	•		
Sirion II	04 -	20	16	•		







Model 	Model Year 	Driver 	Passenger 	Universal		
				HELLA Wiper Blade	HELLA Curvo	HELLA Razor
DAIHATSU						
Sportrak	89 - 98	17	17	•		
Taruna	99 - 02	21	18	•	•	•
Terios	06 -	21	18	•	•	•
Trevis	06 -	20	16	•	•	•
YRV 1.3	00 - 05	22	13	•	•	•
Zebra 1.3	95 -	16	14	•		
Zebra 1.3 Pick up, 1.5i	96 -	17	14	•		
DAEWOO						
Evanda	03 - 05	22	22	•	•	•
Kalos	02 - 05	22	16	•	•	•
Leganza	97 - 02	22	20	•	•	•
Lanos	96 - 03	19	19	•	•	•
Matiz	93 - 00	20	18	•	•	•
Nexia	94 - 96	18	18	•	•	•
Nubira	99 - 05	22	19	•	•	•
Rezzo	00 - 05	24	18	•	•	•
Tacuma	00 -	24	19	•	•	•
Tico	91 - 05	16	16	•	•	•
FIAT						
500	07 -	24	13	•	•	•
126	84 - 00	13	13	•		
Brava	95 - 01	22	20	•		
Bravo	07 -	24	18	•		
Croma	05 -	24	16	•		
Doblo	00 - 10	21	18	•	•	
Doblo	09 -	24	16	•	•	
Multipla	99 - 05	24	22	•	•	
Panda (MK 2)	80 - 03	16	16	•	•	
Panda (MK 3)	03 -	22	16	•	•	
Panda (MK 4)	12 -	24	15	•	•	
Panda Van	87 - 91	16	16	•		
Punto	93 - 99	22	16	•	•	
Punto	99 - 10	21	18	•	•	
Punto	12 -	26	15	•	•	
Stilo	01 - 05	21	18	•	•	
Stilo	05 - 07	22	19	•	•	
Tempra	90 - 96	20	20	•		
Ulysse	05 - 10	26	26	•		
FORD						
Escape 2.0i	02 -	20	17	•	•	
Escape 3.0i	02 -	19	19	•	•	
Escape 3.0i 4WD	02 -	20	17	•	•	
Everest	03 -	18	18	•	•	
Fiesta	95 - 02	19	19	•	•	
Fiesta	01 - 08	22	16	•	•	
Fiesta	08 -	26	15	•	•	
Focus	98 - 05	22	19	•	•	
Focus	06 - 10	26	16	•	•	
Laser	99 - 01	18	18	•	•	
Laser 1.3	90 - 99	19	19	•	•	
Lynx	94 -	21	18	•		
Lynx	01 -	21	19	•	•	
Maxi	84 -	17	17	•		
Mondeo II	96 - 00	21	20	•	•	
Mondeo III 2.5i	00 - 07	22	20	•	•	
Ranger	99 -	18	18	•		
TX3	85 -	17	17	•		
HONDA						
Accord (7th Gen)	03 - 07	24	19	•	•	•
Accord (8th Gen)	08 - 12	26	18	•		•
Accord (9th Gen)	13 -	26	19	•		•
Accord Euro R [CL7]	02 - 08	24	16	•	•	•
Accord Euro [CU2]	08 -	24	21	•	•	•
Airwave	05 -	24	14	•	•	•
City (SY8)	96 - 02	19	18	•	•	•
City (4th Gen)	02 - 08	20	18	•	•	•
City (5th Gen)	09 - 13	24	14	•	•	•
Civic 1.3	87 -	20	19	•		
Civic (SO4)	95 -	20	18	•	•	•
Civic (7th Gen)	01 - 05	21	19	•	•	•
Civic (8th Gen)	07 -	26	22	•		•
Civic (9th Gen)	11 -	26	22	•		•
CRV (1st Gen)	97 - 01	20	20	•	•	•

Model 	Model Year 	Driver 	Passenger 	Universal		
				HELLA Wiper Blade	HELLA Curvo	HELLA Razor
HONDA						
CRV (2nd Gen)	02 - 06	21	20	•	•	•
CRV (3rd Gen)	07 - 11	26	17	•	•	•
CRV (4th Gen)	11 -	26	16	•	•	•
Edix	04 - 09	26	19	•	•	•
Elysion	04 -	26	24	•	•	•
Fit, Jazz (1st Gen)	01 - 07	20	14	•	•	•
Fit, Jazz (2nd Gen)	08 - 13	26	14	•	•	•
Freed	08 -	26	14	•	•	•
Odyssey (2nd Gen)	99 - 03	24	22	•	•	•
Odyssey (3rd Gen)	03 - 08	24	22	•	•	•
Odyssey (4th Gen)	08 -	26	22	•	•	•
Prelude	87 -	19	18	•	•	•
S2000 2.0	99 -	20	16	•	•	•
Step WGN 2.0i	03 -	24	16	•	•	•
Stream (1st Gen)	01 - 07	24	14	•	•	•
Stream (2nd Gen)	07 -	26	14	•	•	•
HYUNDAI / INOKOM						
Accent (2nd Gen)	00 - 05	20	18	•	•	•
Accent (3rd Gen)	05 - 10	22	16	•	•	•
Accent (4th Gen)	10 -	22	16	•	•	•
Avante / Elantra (4th Gen)	06 - 10	24	18	•	•	•
Avante / Elantra (5th Gen)	11 -	28	14	•	•	•
Atos	99 -	20	17	•	•	•
Azera	06 -	24	19	•	•	•
Coupe	01 -	20	18	•	•	•
Excel	90 - 94	18	18	•	•	•
Getz	02 - 08	22	14	•	•	•
Grandeur	98 - 02	22	20	•	•	•
i10	08 -	22	16	•	•	•
i30	09 -	24	18	•	•	•
Matrix	01 - 10	22	16	•	•	•
Santa Fe (1st Gen)	01 - 06	22	20	•	•	•
Santa Fe (2nd Gen)	07 - 12	24	18	•	•	•
Santa Fe (3rd Gen)	13 -	24	18	•	•	•
Sonata (EF 4th Gen)	02 - 05	22	20	•	•	•
Sonata (NF 5th Gen)	04 - 10	24	19	•	•	•
Sonata (YF 6th Gen)	09 -	26	18	•	•	•
Starex	97 -	24	20	•	•	•
Trajet	00 -	26	22	•	•	•
Tucson	05 -	24	16	•	•	•
ISUZU						
D-Max 2.5 Diesel	01 -	21	19	•	•	•
ELF	95 -	16	16	•	•	•
Panther 2.5 Diesel	01 -	22	16	•	•	•
Panther 2.5 Diesel Turbo	01 -	21	16	•	•	•
Rodeo	91 -	18	18	•	•	•
Rodeo Turbo 4WD	04 -	21	19	•	•	•
Trooper	81 -	16	16	•	•	•
JAGUAR						
XJ6	79 - 89	16	16	•	•	•
X-Type	01 - 05	22	19	•	•	•
S-Type	99 - 04	22	22	•	•	•
KIA / NAZA						
206 Bestari	00 -	26	16	•	•	•
Carens	00 - 02	24	19	•	•	•
Ria / Carnival / Sedona (1st gen)	99 - 06	24	24	•	•	•
Ria / Carnival / Sedona (2nd gen)	06 -	26	18	•	•	•
Cerato Forte	08 - 13	24	20	•	•	•
Citra	02 - 06	24	18	•	•	•
Citra II Rondo	07 -	26	16	•	•	•
Magentis	03 -	22	19	•	•	•
Naza Ria	03 -	24	24	•	•	•
Optima	01 - 07	22	20	•	•	•
Picanto	04 -	22	16	•	•	•
Pregio	02 -	21	19	•	•	•
Rio	00 -	21	18	•	•	•
Sephia	99 -	21	19	•	•	•
Sorento	04 -	24	19	•	•	•
Soul	08 -	24	20	•	•	•
Spectra	00 - 04	21	19	•	•	•
Spectra 5	05 - 08	24	16	•	•	•
Sportage (1st gen)	94 - 03	20	20	•	•	•
Sportage (2nd gen)	04 - 10	24	16	•	•	•







Model 	Model Year 	Driver 	Passenger 	Universal		
				HELLA Wiper Blade	HELLA Curvo	HELLA Razor
KIA / NAZA						
Sportage (3rd gen)	11 -	24	18	•	•	•
Suria / Picanto	04 -	22	16	•	•	•
LAND ROVER						
90 / 111	83 -	13	13	•		
216i, 220	95 -	18	18	•		
414, 416	90 -	18	18	•		
820, 827	95 -	20	20	•		
Defender	90 -	13	13	•		
Discovery	89 - 98	18	18	•		
Discovery	99 - 04	21	21	•		
Discovery	04 - 09	22	22	•		
Discovery	09 -	22	22	•		
Freelander	97 - 06	21	21	•		
Range Rover	95 - 02	22	22	•		
Range Rover	09 -	22	22	•		
LEXUS						
GS 300	06 -	24	20	•		•
GS 430	05 - 08	24	20	•		•
IS 250	06 -	22	20	•		•
IS 300	01 - 05	22	19	•		•
LS 400	94 - 00	22	16	•		•
LS 460	06 -	24	16	•		•
LX 470	98 - 07	20	20	•		•
LX 570	08 -	24	22	•		•
RX	98 - 03	24	21	•		•
RX	02 - 08	26	22	•		•
RX	07 -	26	22	•		•
SC 430	05 - 08	24	20	•		•
MAZDA						
2 (2nd Gen)	02 - 07	24	16	•	•	•
2 (3rd Gen)	07 -	24	14	•		•
3 (1st Gen)	04 - 09	21	19	•	•	•
3 (2nd Gen)	09 - 13	24	19	•		•
3 (3rd Gen)	13 -	24	19	•		•
323	98 - 03	21	18	•	•	•
5 / Premacy	99 -	26	16	•		•
6 / Atenza (1st Gen)	02 - 08	22	19	•	•	•
6 / Atenza (2nd Gen)	07 - 13	24	16	•		•
6 Atenza (3rd Gen)	12 -	24	18	•		•
Astina	91 -	21	18	•		•
CX-7 / CX-9	08 -	26	16	•		•
Fighter	03 -	18	18	•	•	•
Lantis	94 -	21	18	•		•
MX-5 Miata (3rd Gen)	06 -	18	18	•	•	•
RX8	03 -	20	18	•	•	•
Tribute	01 -	19	19	•	•	•
MITSUBISHI						
Airtrek	01 - 08	22	18	•	•	•
ASX	10 -	24	21	•		•
Canter	96 - 03	20	20	•		
Colt	89 - 96	20	18	•		
Colt	95 - 03	21	19	•		
Colt	02 - 12	26	12	•		
Colt	08 -	24	13	•		
Dion	00 -	22	19	•		•
Express	94 -	18	18	•		
Fuso	90 -	18	18	•		
Galant 1.8i	98 - 00	22	18	•	•	•
Galant 2.0i	96 - 03	21	18	•	•	•
Grandis	03 -	28	22	•	•	•
L200	95 -	18	18	•		
L300 Van	80 -	17	17	•		
Lancer (8th Gen)	00 - 04	24	17	•	•	•
Lancer (8th Gen Facelift)	04 - 07	24	18	•	•	•
Lancer EX (9th Gen)	07 -	24	17	•	•	•
Lancer Evolution	01 - 08	24	18	•	•	•
Maven 1.6i	07 -	18	18	•	•	•
Outlander	03 - 07	21	19	•	•	•
Outlander	07 -	24	21	•	•	•
Pajero / Shogun	90 - 99	19	19	•	•	•
Pajero / Shogun	00 -	20	20	•	•	•
Pajero Sport 3.0i V6	96 -	20	20	•	•	•
Space Wagon (3rd Gen)	97 - 03	26	18	•	•	•







Model 	Model Year 	Driver 	Passenger 	Universal		
				HELLA Wiper Blade	HELLA Curvo	HELLA Razor
MITSUBISHI						
Storm	00 -	18	18	•	•	•
Triton	05 -	21	19	•	•	•
NISSAN						
Ad Resort	94 -	21	18	•	•	•
Almera	00 -	22	16	•	•	•
Altima	94 -	21	18	•	•	•
Bluebird	84 -	20	20	•	•	•
Cabstar	92 -	17	17	•	•	•
Caravan	01 - 07	19	19	•	•	•
Cedric (Diesel)	87 - 02	20	19	•	•	•
Cefiro (2nd Gen)	94 - 98	21	20	•	•	•
Cefiro (3rd Gen)	98 - 03	24	19	•	•	•
Cefiro (4th Gen)	03 - 08	26	18	•	•	•
Fairlady Z	02 -	20	18	•	•	•
Frontier	04 -	18	18	•	•	•
Grand Livina	07 -	24	14	•	•	•
Juke	10 -	20	14	•	•	•
Lafesta	04 -	26	12	•	•	•
Latio	05 -	22	16	•	•	•
Livina	07 -	24	14	•	•	•
March / Micra (2nd Gen)	92 - 02	21	18	•	•	•
March / Micra (3rd Gen)	02 - 10	20	18	•	•	•
March / Micra (4th Gen)	10 -	20	18	•	•	•
Murano	03 -	26	18	•	•	•
Navara	03 -	24	19	•	•	•
Pathfinder	95 -	22	21	•	•	•
Patrol	83 -	16	16	•	•	•
Pickup	97 -	20	19	•	•	•
Pickup	01 -	17	17	•	•	•
Presea	95 - 00	21	19	•	•	•
Primera	95 - 00	21	19	•	•	•
Primera	01 - 05	26	19	•	•	•
Pulsar	82 -	20	18	•	•	•
Sentra (B15)	00 - 06	22	16	•	•	•
Sentra (B16)	07 - 12	26	17	•	•	•
Serena	01 -	26	14	•	•	•
Sylphy (1st gen)	00 - 05	22	17	•	•	•
Sunny / Tiida (B14)	95 - 99	20	18	•	•	•
Sunny / Tiida (B15)	00 - 06	22	16	•	•	•
Sunny Neo	00 -	21	16	•	•	•
Teana (1st Gen J31)	03 - 08	24	19	•	•	•
Teana (2nd Gen J32)	09 - 13	24	19	•	•	•
Terrano	95 -	19	18	•	•	•
Tiida	05 -	22	16	•	•	•
Urvan	86 -	19	19	•	•	•
X-Trail	03 -	24	16	•	•	•
350Z	03 - 09	20	18	•	•	•
370Z	09 -	21	19	•	•	•
OPEL						
Frontera	92 -	19	19	•	•	•
Vectra	88 -	19	19	•	•	•
Combo	01 - 04	19	17	•	•	•
Corsa	93 - 00	18	18	•	•	•
Meriva	03 - 06	24	24	•	•	•
Vectra	96 - 02	19	19	•	•	•
Vectra	01 - 05	24	19	•	•	•
Zafira	99 - 05	24	24	•	•	•
PERODUA						
Alza	09 -	24	17	•	•	•
Kancil	94 -	18	16	•	•	•
Kelisa	01 -	19	18	•	•	•
Kembara	98 -	21	14	•	•	•
Kenari	00 -	19	17	•	•	•
MYVI	05 -	20	17	•	•	•
Viva	07 -	21	12	•	•	•
PEUGEOT						
104	91 -	16	16	•	•	•
106	95 - 05	20	18	•	•	•
206	00 - 07	21	21	•	•	•
306	93 - 03	22	20	•	•	•
307	00 - 04	26	26	•	•	•
405	92 -	22	22	•	•	•
406	99 -	24	22	•	•	•



Model 	Model Year 	Driver 	Passenger 	Universal		
				HELLA Wiper Blade	HELLA Curvo	HELLA Razor
PEUGEOT						
605	95 -	22	22	•		
PROTON						
Exora	09 -	24	16	•		•
Gen-2	04 -	21	19	•	•	•
Inspira	11 -	24	17	•	•	•
Saga Iswara	92 -	19	18	•		•
Juara	00 - 04	18	16	•	•	•
Satria Neo	06 -	21	18	•	•	•
New Saga	08 -	22	17	•		•
Perdana	95 -	21	18	•		•
Persona	94 -	21	19	•	•	•
Putra	97 -	20	17	•		•
Satria	94 - 05	20	17	•		•
Savvy	05 -	22	16	•	•	•
Tiara	96 - 00	22	22	•		•
Waja	01 -	21	19	•	•	•
Wira	93 -	20	18	•		•
RENAULT						
Clio II	98 - 07	21	21	•	•	
Kangoo	97 -	20	20	•		
Laguna II	01 - 07	24	20	•	•	
Megane	96 - 02	22	20	•	•	
Scenic	96 -	24	16	•		
Thalia II	01 - 07	21	21	•	•	
SSANGYONG						
Actyon	06 -	21	19	•		•
Kyron	05 -	21	19	•		•
Musso	95 -	20	18	•		•
Rexton	03 -	20	18	•		•
Stavic	04 -	24	18	•		•
SUBARU						
E10 Van	84 -	17	17	•		
Forester	97 - 02	21	19	•	•	•
Forester	02 - 07	22	19	•	•	•
Impreza	00 - 07	21	18	•	•	•
Legacy	98 - 03	22	20	•	•	•
Legacy	03 -	24	18	•	•	•
SUZUKI						
Aerio 1.5i	01 -	22	18	•	•	•
APV 1.5i	04 -	18	18	•	•	•
APV 1.6i	04 -	16	16	•	•	•
E-RV	99 - 05	16	16	•	•	•
Baleno	96 -	21	16	•		
Carry	90 -	17	12	•		
ERV	02 -	16	16	•	•	•
Escudo 1.6i	94 -	19	18	•		
Escudo 2.0i	01 -	16	16	•	•	•
Escudo 2.5i	03 -	19	19	•	•	•
Grand Vitara	99 -	19	19	•		•
Jimny	00 -	18	16	•	•	•
Karimun 1.0	98 -	20	18	•		•
Katana 1.0	96 -	12	12	•		
Sidekick 1.5	95 -	18	18	•		
SK410 Van	85 -	17	17	•		
Swift (1st gen)	94 - 04	18	18	•	•	•
Swift	05 - 10	21	18	•	•	•
SX4	06 -	26	14	•	•	•
Vitara	88 - 98	19	19	•		•
Wagon R+	97 -	20	18	•		•
TOYOTA						
Alphard	02 - 08	26	16	•		•
Altis	01 - 08	24	16	•	•	•
Altis	08 -	24	14	•	•	•
Axio	06 -	26	14	•	•	•
Avanza	04 -	20	16	•	•	•
Camry	02 - 06	24	19	•	•	•
Camry	06 -	24	20	•	•	•
Corolla 1.5i	00 -	24	16	•	•	•
Corolla 1.6	87 - 92	20	18	•		
Corolla 1.6	96 - 01	19	18	•		•
Corolla 1.8i	92 - 96	19	18	•		•
Corolla 1.8i	96 - 01	20	18	•		•
Corolla 1.8i	01 - 07	22	19	•		•



Model 	Model Year 	Driver 	Passenger 	Universal		
				HELLA Wiper Blade	HELLA Curvo	HELLA Razor
TOYOTA						
Corolla 2.2 Diesel	98 - 00	20	18	•		•
Corolla 2.2 Diesel	00 - 04	24	16	•	•	•
Corolla Spacio 1.6i	97 - 01	24	18	•		•
Corona 1.6i	93 - 98	18	18	•		
Corona 2.0i	93 - 99	20	18	•		
Corona Premio 1.6i	96 - 01	21	18	•		•
Cressida	84 -	18	18	•		
Crown	83 -	18	18	•		
Crown 2.8 Diesel	95 -	20	20	•		
Dyna 115, 125, 140	02 -	19	19	•		
Echo 1.3i, 1.5i	00 - 02	22	16	•		•
Fortuner	05 -	21	19	•	•	•
Fortuner 2.7i	05 -	20	18	•	•	•
Harrier	04 - 07	26	22	•		•
Harrier	98 - 03	24	21	•	•	•
Hiace	95 -	18	18	•		
Hiace Commuter 2.8 Diesel	89 - 98	19	19	•		
Hiace Dyna	89 -	17	17	•		
Hilux	95 - 04	17	17	•		
Innova	04 -	21	19	•	•	•
Isis 1.8i	04 -	24	16	•	•	•
Kijang 1.5	86 - 95	16	16	•		
Kijang 1.8	95 - 96	17	16	•		
Kijang 1.8i	00 - 04	18	18	•	•	•
Kijang Kapsul	91 - 04	18	17	•	•	
Land Cruiser	87 -	17	17	•		
Land Cruiser	95 -	20	18	•		
Land Cruiser	98 -	20	20	•		•
Land Cruiser	00 - 06	24	22	•	•	•
Lite-Ace	85 -	20	20	•		
Mark X (1st Gen)	04 - 09	22	20	•		•
Mark X (2nd Gen)	09 -	22	20	•		•
Previa 2.4i	05 -	26	26	•		•
Picnic	96 - 01	24	16	•	•	•
RAV 4 (1st Gen)	01 - 05	22	19	•	•	•
RAV 4 (2nd Gen)	06 - 08	24	16	•	•	•
Rush	06 -	21	18	•	•	•
Soluna	02 -	22	14	•	•	•
Vios (1st Gen)	03 - 07	20	14	•	•	•
Vios (2nd Gen)	07 -	24	14	•	•	•
Voxy 2.0i	01 - 07	26	14	•	•	•
Wish (1st Gen)	03 - 09	26	14	•		•
Wish (2nd Gen)	09 -	21	18	•		•
Yaris	06 -	24	14	•	•	•
Yaris 1.0i	99 -	21	14	•	•	•
Yaris Verso	99 - 05	22	16	•		•
VOLKSWAGEN						
Golf II	83 -	16	16	•		
Golf III, IV	91 - 00	21	19	•		
Beetle (MK 1)	86 -	11	11	•		
Bora 1.6	99 - 00	21	19	•		
Passat 1.6	99 - 00	21	21	•		
Polo (MK 3)	90 -	16	16	•		
Polo 1.0	96 - 99	19	19	•		
Vento	91 -	21	19	•		
VOLVO						
240	83 -	16	16	•		
740	83 -	20	20	•		
760	82 -	21	21	•		
850	91 - 98	21	21	•		
940	90 -	20	20	•		
960	91 - 98	21	21	•		
C70	98 - 06	21	21	•		
S40	95 - 03	21	20	•		
S60	00 - 04	24	22	•		
S70	97 - 00	21	21	•		
V40	01 - 04	21	20	•		
V70	97 - 00	21	21	•		
V70, XC70, XC90	00 - 04	24	22	•		



Model	Type	Model Year	Length (inch)
	▲▼	8	↔
BERKHOF			
Axial 70	▲	94 -	26
Axial 100	▲	99 -	26
Clubbus			40
Excellence 500			40
Excellence 2000 HL	▼		32
Excellence 3000			
HLE / HD	▼		32
Premier..			40
Radial, Axial			40
BOVA			
DAB Servicebus			40
Den Oudsten Alliance			40
Den Oudsten			
Alliance City			40
Den Oudsten B96			
Alliance, B 891			40
EL 24-480			32
EL 24-581, EL 26-581			32
El 24-605, El 26-605			32
Futura FHD/FHM, FL 12, -15			40
Magiq			40
Metrorider FHM, -FHD			40
Überland			40
CAETANO			
Optimo IV		96 -	32
CASTROSUA			
CS 41		86 -	32
DAF			
45		05.91 - 12.97	20
95		09.87 - 01.98	22
CF 65, CF 75, CF 85		03.98 -	24
F..		12.86 - 02.95	20
F 65, F 75, F 85		01.93 - 98	24
F 500, F 700, F 900, F 1100, F 1300, F 1500		01.75 - 92	24
N 2800 ... N 3300		01.79 - 12.86	24
XF 95		01.97 -	22
DODGE			
100 Serie		01.79 -	24
Express		01.82 -	24
DRÖGMÖLLER			
Aufbau Scania K 110			40
E 430	▼	01.89 -	26
E 420, E 440	▼		32
E 290, -300, -310, -320, -330, -430 Comet		01.80 -	40
E 320 Europullman, L		04.88 -	40
Eurobus AV 120 D			40
DUPLE			
Caribbean		81 -	32
Laser		81 -	32
E. AUWÄRTER			
B 13/42/1			32
Clubstar (MAN)			40
Clubstar 813/42-1, 913/48			32
Economy		01.89 -	24
Eurostar HD, -HDS			40
Eurostar K 112 T			40
Microstar			24
Panorama			40
Super Sprinter		- 06.06	24
Teamstar 613/41, L613 D			32
Teamstar City 811 D, 814 D		87 - 96	40
ERF			
ECX			24
EUROBUS			
AV 120, -D			40
FIAT			
Ducato (230)		03.94 - 04.02	22
Ducato (280)		05.81 - 08.90	20
Ducato (290)		07.90 - 03.94	20
FORD			
Cargo		01.75 - 01.85	24
Cargo		02.85 -	26
Transit 2000 (DS, YC15-17526-AA)		11.00 -	28
G. AUWÄRTER (NEOPLAN)			
Centroliner N4407			32
Centroliner N4416/4416 U		99 -	32

Model	Type	Model Year	Length (inch)
	▲▼	8	↔
G. AUWÄRTER (NEOPLAN)			
Cityliner N116 ...	▲	02.86 -	32
Cityliner N1116...	▲		32
Cityliner N122/2	▲	02.86 -	32
Clubliner N 122/2	▼	10.81 -	40
Combi Metroliner N316		10.85 -	40
Combiliner			40
Jetliner N 208 - N 216		10.81 -	40
Jumbocruiser N 138			40
Jumbocruiser N 138	▲	02.86 -	32
Megaliner N128/4			
Megaspace	▲		32
Metroliner			40
N 416 M/MK		10.81 -	40
Regioliner			40
Skyliner N122/3	▲	02.86 -	32
Skyliner N122/3 P, N122/3 L, 1122...	▲	02.86 -	32
Spaceliner N117/2	▲	02.86 -	32
Spaceliner N117/3	▲	02.86 -	32
Spaceliner Reisebus		02.86 -	40
Starliner 516	▼		32
SÜ N 416			40
Transliner N 316 K	▼	- 91	40
Transliner N407 SKI		81 -	32
Transliner Unibus N 906, N907/Telebus		82 -	32
GINAF			
C 2120 N,...		08 -	26
HEULIEZ			
GX 44, -113		05.90 -	40
GX 77		01.90 -	40
GX 77H		01.90 -	40
GX 107		05.90 -	40
IKARUS			
386-398	▲	01.93 -	32
412, 417		95 -	40
E 99 DD	▼		40
E13 Midibus			40
Midibus 405			32
Minibus 542, 546		86 -	24
Omnibus 315, -415, 435			40
Omnibus 386, 397.07, 398.20			40
Omnibus 396.61			40
Omnibus 417 NF			40
SB 3000		89 -	40
INDCAR			
Mago			32
IRISBUS			
GX 117 Access' Bus			32
GX 217 Access' Bus			32
GX 317 Access' Bus			32
GX 417 Access' Bus			32
[Iveco] 370		- 08.82	32
[Iveco] 371		79 - 82	32
[Iveco] 470		81 -	32
[Iveco] 570		81 -	32
[Iveco] 670		81 -	32
[Iveco] M2000		11.77 -	32
[Iveco] M2001		01.92 -	32
[Renault] Axer			32
S 45, S 53, S 105		06.80 -	24
IRIZAR			
Century, Intercentury			40
IVECO			
80		01.83 - 12.91	20
120		01.83 - 09.90	24
150		01.83 - 12.91	24
160		01.83 - 07.96	24
170		01.90 - 07.96	24
190		07.80 - 09.90	24
190.25 AH		07.83 - 06.86	26
190.26		01.83 - 01.84	26
190.30 H, P		07.80 -	26
190.32 GV, P		07.87 -	26
190.33 P		07.84 - 05.87	26
190.35		01.83 - 01.84	26
190.36 P, T		07.87 -	26
190.38 P		07.80 - 12.87	26
190.38 PT		07.84 -	26
190.42 P		07.84 -	26
190.48 P		07.84 -	26
220.30 PT		07.80 - 07.86	26

Legend: ▲ Upper Windscreen ▼ Lower Windscreen





Model	Type	Model Year	Length (inch)
IVECO			
220.32, P, PT, 220.36, P, PT		- 07.87	26
220.38 PT		07.80 - 07.86	26
240.26P > 240.48 P		- 07.80	26
260		01.77 - 06.86	24
260.26 H		- 07.83	26
260.32		07.90 -	26
260.35 H		01.83 - 12.83	26
260.36		07.88 -	26
260.48		06.89 -	26
300 PC, PT		01.77 - 07.88	26
320		07.80 - 12.83	24
320.30 H		01.84 -	26
330		01.79 - 12.95	24
330.26 N		01.79 -	26
330.26 P		01.83 - 01.84	26
330.30 AH		05.86 - 05.91	26
330.30 AN		05.86 - 09.90	26
330.30 H		06.84 -	26
330.32 ANW		07.83 - 06.87	26
330.35 P		07.80 - 01.92	26
330.36 H, HW		01.89 -	26
370		- 08.82	32
380		01.92 - 11.00	40
670		01.94 -	32
Daily I		01.78 - 04.99	22
Daily, Turbo Daily		01.80 - 05.99	24
Euro Cargo		01.92 -	26
Euro Class		01.93 - 11.02	40
Euro Fire			26
Euro Star		01.94 - 02	26
Euro Tech		01.92 - 00	26
Euro Trakker		01.94 -	26
Grinta		01.78 - 08.96	24
Grinta		01.78 - 05.99	22
Powerstar			26
Stralis		02 - 01.08	26
Trakker		02 - 01.08	26
Turbostar		01.77 - 93	26
Turbotech 13.16, 65.10, 75.16		01.83 -	24
Turbotech 180.24 ... 330.36		01.77 - 93	26
IVECO (FIAT)			
315.8.17 Turbo			40
370..., -Domino		82 -	40
471, 571, 671			40
480..			40
Euro Class HD, ND		94 -	40
IVECO (MAGIRUS)			
160.R 81 Turbo (315.8.17)			40
M 2000 12 M Turbo		81 -	40
M 2000 HD		09.82 -	40
JONCKHEERE			
Auteuil		01.92 -	32
Deauville 30, 65		94 -	40
Le Deauville	▼	10.91 -	32
Le Neuilly..		92 -	40
Monaco	▼		32
KAROSSA			
Recreo		97 -	32
KÄSSBOHRER			
Communal			40
Conceptbus SG 219 SL			40
Intern			40
Optimal			40
S 200H - S 215 HM			40
S 210 H, -HD - S 215			40
S 213 HR - S 215			40
RL Rational			40
S 215 HDH			40
Transcontinental		89 -	40
S 215 UL - SG 221			40
UL Regional			40
S 216 HDS Intern	▼		40
S 216 HDS Royal	▼		40
S 228 DT	▼	03.92 -	36
S 300 N, -NC, S 328 D		89 -	40
S 300 N..		03.92 -	36
Setra		03.82 - 06.96	32
Setra S 300		09.85 -	40
Setra SG 219, SG 221		09.85 -	40
SG 215 SL - SG 219			40
Communal			40

Model	Type	Model Year	Length (inch)
KÄSSBOHRER-SETRA			
Pistenbully PB 270			
DS - PB 39.170 DR		11.81 -	26
Pistenbully PB			
42.240 D		88 -	32
S 110-S 150		01.77 -	24
S 209-S 250		10.80 -	32
S 209-S 251		87 -	32
S 416	▲	01 -	24
Stadtbus, Citybus	▲	02.78 -	24
U 80		80 -	32
LAG			
Galaxy..			40
LEYLAND			
Atlantteam Bus,			
National		01.77 -	24
Bison 2		01.78 -	24
Constructor		01.79 -	24
Cruiser		01.80 -	24
Freighter		01.80 -	24
Landtrain		01.80 -	24
Marathon		01.74 - 01.77	24
Octopus 2		01.78 -	24
Olympian		01.79 -	24
Roadrunner		09.84 - 10.96	22
Roadtrain		01.79 -	24
LEYLAND (BI)			
Royal Tiger (B54)		03.83 -	40
LEYLAND-DAF			
95		04.89 - 12.01	20
MAN			
41T		02.90 - 06.96	24
6T		09.87 - 10.93	20
8T		10.92 - 05.95	20
8T, 9T, 10T			
(L 2000 Evolution)		09.02 -	20
12T, 14T, 15T, 18T, 20T			
(M 2000 L Evolution)		09.02 -	20
18T - 41T (TG-A)		01.02 -	28
Ale			40
Bus		04.95 - 02.01	20
D 80, G 80, S 80			32
E2000		06.96 - 09.02	24
E2000 Evol. (FE)		01.00 - 12.03	24
Economy Bus,			
FRH 402, 422			40
EL		01.93 - 09.01	36
EM		10.93 -	36
F 90 (19.242 ... 48.462)		01.86 - 09.94	24
F/M/U 90		10.88 - 06.96	24
F 2000 (19.343 ... 48.463)		10.94 -	24
FE 600A, FE 460A			24
FR - FRH, SR 321 FRH		81 -	40
L2000		10.93 - 12.06	20
L2000 Evol. (LE)		09.00 - 12.06	20
Lion's City		07.98 -	32
Lion's Midi			32
Lion's Star		10.01 -	40
Lion's Top Coach			40
M 90 (12.152 ... 18.232)		01.86 - 12.96	24
M2000		06.98 - 12.02	20
M2000 Evol. (LE)		08.00 - 09.06	20
M2000 Evol. (LE)		07.01 - 08.02	28
M2000 Evol. (ME)		09.00 - 07.05	24
M 2000 M (Cabine F, 12 > 19 Tonnes)		04.96 - 10.05	24
NG		04.94 - 11.99	36
NG 272		89 -	32
NG 312			32
NL 202		09.89 -	32
NL 202		09.89 - 04.94	36
NL 222			32
NL 232			32
NL 262			32
NL 312			32
NM 152		89 - 97	32
RÜ 240		85 -	40
SD 202		08.85 - 94	32
SG 240 H		08.85 -	32
SG 242/SG 242 H		85 - 94	32
SG 292		85 -	32
SL 200		08.85 - 87	32
SL 202		06.84 - 94	32
SL II		06.84 - 04.94	32
SR 240, SR 280 H			40

Legend: ▲ Upper Windscreen ▼ Lower Windscreen





Model	Type	Model Year	Length (inch)
	▼▲	8	↔
MAN			
SR 292 R - SR 362 FRH		85 -	40
SÜ		01.87 - 04.93	40
SÜ 240		85 - 89	32
SÜ 242		85 - 87	32
SÜ 242, ÜL 272		87 -	40
TAG		09.04 - 09.06	28
TG		03.99 -	28
TGA		06.02 -	28
TGS		09.07 -	28
TGX		09.07 -	28
Ü 80		84 -	32
ÜL 242, 272, 292, 312, 322		09.89 - 09.96	40
ÜL 272...		87 -	40
MCW			
Metroliner	▼	01.83 -	32
Metroliner D.D		83 -	40
MERCEDES-BENZ			
2t (T1/TN, 601)		05.77 - 02.96	20
3t (T1/TN, 602)		04.77 - 02.96	20
4t (T1/TN)		07.81 - 06.95	20
5t		03.89 - 02.01	24
7t		09.86 - 02.01	24
8t [LK]		02.92 - 12.99	24
9t		01.70 - 02.01	20
10t		11.75 - 02.91	28
11t		01.70 - 02.01	20
11t [LK]		02.92 - 12.99	24
12t		09.75 - 12.91	28
12t [MK]		07.89 - 08.94	26
13t		01.67 - 02.01	20
13t [LK]		12.92 - 12.99	24
14t		05.75 - 03.91	28
14t [MK]		07.89 - 09.96	26
15t		01.70 - 02.01	20
15t [LK]		02.91 - 02.01	24
16t		05.82 - 03.91	28
16t [MK]		02.93 - 08.94	26
17t [LK]		01.84 - 12.98	24
17t [MK]		12.88 - 02.01	26
17t [SK]		07.88 - 08.94	26
18t [MK]		12.90 -	26
18t [SK]		12.90 - 02.01	26
19t [SK]		07.88 - 08.94	26
20t [LK]		01.84 - 12.98	24
20t [SK]		01.91 - 02.01	26
22t		12.79 - 03.91	28
23t [MK]		02.93 - 09.96	26
24t [MK]		12.87 - 09.96	26
24t [SK]		07.88 - 09.96	26
25t [MK]		12.90 -	26
25t [SK]		01.91 - 09.96	26
26t		01.78 - 02.01	24
26t		02.80 - 03.91	28
26t [SK]		07.88 - 09.96	26
30t [SK]		02.91 - 02.01	26
32t		09.85 - 08.94	26
32t [SK]		09.89 - 02.01	26
35t [SK]		10.88 - 09.96	26
38t		09.85 - 08.94	26
44t [SK]		10.89 - 02.01	26
Actros		01.97 - 09.02	28
Actros MP2 / MP3		10.02 -	28
Atego		04.98 - 10.04	26
Atego II		10.04 -	26
Axor		09.01 - 10.04	26
Axor II		10.04 -	26
Cityliner 1220 / L - 1224 / L		- 97	26
Cityliner 1320 / L		- 97	26
Cityliner 1520 / L - 1524 / L		- 97	26
Cityliner Ecopower 812 - 814 / L - 817 / L / S		- 97	26
Cityliner Ecopower 914 R - 917 R		- 97	26
Cityliner Ecopower 1114 - 1117 / L		- 97	26
Cityliner Ecopower 1120 LS		- 97	26
Cityliner Ecopower 1217 / L		- 97	26
Cityliner Ecopower 1317 / L - 1324 LS		- 97	26

Model	Type	Model Year	Length (inch)
	▼▲	8	↔
MERCEDES-BENZ			
Cityliner Ecopower 1517		- 97	26
Econic 1828, 2628, 2828		09.00 -	24
G, GN (Ü 80)		10.89 -	36
L 310		01.60 -	24
LK 709 ... 1524		01.93 -	24
NG80 1013 ... 3850		01.86 - 12.88	26
NG90 1222 ... 3233 MK		01.89 - 97	26
NG90 1729 ... 4850 SK		01.89 - 97	26
O 301 (LN2)		01.85 - 05.86	24
O 303		01.80 - 09.92	36
O 303		01.80 - 09.92	40
O 310		01.80 - 89	24
O 402		86 - 91	32
O 405		01.85 - 02.01	32
O 405 GN, GNDE		09.91 -	36
O 405 N		10.89 -	36
O 405 N/GN/GNV/NU/GNU/NUL/NK ...		10.84 -	32
O 412 D		05.95 - 05.06	24
O 609, O 611, O 614		07.87 -	24
Powerliner		- 97	26
Sprinter 208D ... 412D		05.95 - 05.06	24
T2: 507D ... 817D		03.84 -	24
Unimog		11.86 -	20
Unimog		09.96 -	26
Vario		09.96 -	24
MITSUBISHI			
Canter 35, 55, 60, 75		10.97 -	22
NEOPLAN			
Cityliner		09.85 - 12.00	32
Clubliner	▲	02.86 - 09.95	32
Clubliner	▼	10.81 - 09.95	40
Combiliner	▼	10.85 - 09.89	40
Jetliner		10.81 - 05.01	40
Jumbocruiser	▲	02.86 - 12.96	32
Jumbocruiser	▼	08.83 - 12.96	40
Skyliner		02.86 - 05.01	32
SL II		01.81 - 12.96	32
Spaceliner	▲	02.86 - 05.01	32
Spaceliner	▼	02.86 - 05.01	40
Spaceliner N 119	▼	09.89 - 12.96	40
Transliner N 316 K	▼	06.89 - 12.91	40
NOGE			
O 404... Touring Star..		83 -	40
Euro Class			40
Euro rider 35			40
OBRADORS			
ST 5 C, ST 400	▲	94 -	32
ST 5 C, ST 400	▼	94 -	40
ORLANDI			
Domino		04.88 -	40
Domino GT 370S1230		04.88 -	40
PANDANE			
O 303 15 ZX			40
X, Z			40
PEUGEOT			
J5		09.81 - 03.94	20
PLAXTON			
Reisebus B 54		03.83 -	40
RENAULT			
110		10.91 - 01.95	20
Agora		05.98 -	40
CLR		10.90 - 10.98	20
FR		01.84 - 12.96	40
G		01.90 - 06.97	20
Iliade		10.96 - 09.01	40
Midliner		10.86 - 12.01	20
R		01.86 - 10.96	20
R 312		11.86 -	40
RENAULT TRUCKS (R.V.I.)			
Agora			40
CLR		05.86 -	20
FR 1, R 312			40
G		11.83 - 10.96	20
G 260		10.82 - 05.90	20
G 270 - G 320		05.85 - 07.93	20
Iliade, ER 100, 110			40
J		06.87 -	24
Magnum		02.92 -	28
Master		09.80 - 02.89	24
Master		03.89 - 10.97	24
Master Gamme B (Messenger)		01.93 -	24

Legend: ▲ Upper Windscreen ▼ Lower Windscreen





Commercial Vehicles Application Chart

Model	Type	Model Year	Length (inch)
	▼▲	8	↔
RENAULT TRUCKS (R.V.I.)			
Midliner		01.90 - 12.01	24
PR		06.91 -	28
S		11.92 - 10.96	24
S 90 ... S 220 (Midliner)		06.87 -	24
S Bus		06.80 - 12.94	24
Tracer...		92 -	40
SAURER			
D 290 F, N, D 330 B		- 01.77	24
SCANIA			
110 Omnicity		09.96 -	32
110 Omnilink		98 - 01	32
82 (G, P, T)		08.79 - 03.88	24
92 M, 92 L, 92 LB, 92 LBS		01.81 - 01.88	24
93 M, 93 H		04.88 -	24
112 M, H (P, R, T)		08.79 - 03.88	24
113 M, H, R		04.88 -	24
142 M (R,T)		08.79 - 03.88	24
143 M, H		04.88 -	24
Serie 93		03.88 - 08.97	24
Serie 94		08.96 - 08.02	28
Serie 113 [BUS]		05.88 - 12.00	24
Serie 114		02.96 - 09.04	28
Serie 124		09.95 - 02.02	28
Serie 143		05.88 - 06.98	24
Serie 144		01.96 - 08.01	28
SEDDON DIESEL			
201		01.80 -	22
301		01.80 -	22
400		01.80 -	22
SKODA			
Bus 21 Ab		94 -	40
SMIT			
Mercurius		94 -	32
Meteor...		94 -	40
SOLARIS			
Urbino			32
STEYR (STEYR-DAIMLER-PUCH AG)			
9 S		04.86 -	20
10 S		04.86 -	20
12 S		04.86 -	20
13 S		04.86 -	20
14 S		04.86 -	20
15 S		04.86 -	20
16 S		04.86 -	20
T.A.M			
232 A 90			40
260 A 116P		01.92 -	32
260 A 119 T			40
331 A 119 VT			40
TALBOT			
Express (J5)		09.81 - 12.93	20
TERBERG			
FM1350			26
FM1450			26
FM1850			26
FM1950			26
FM2000			26
FM2850			26
FM3000			26
YT 182		08 -	32
V D L			
Axial 70	▲		26
Axial 100	▲		26
Axial 100	▼		32
Kusters		05.95 - 05.06	24
Mini Bus		- 05.06	24
Mistral 70	▲		26
VAN HOOL			
A 300, -CNG/LPG/T		91 -	36
A 308, -CNG/HYP/LPG		88 -	36
A 308 L			40
A 320, -360, -600			36
A 500, AG 500		85 -	36
A 508		09.88 -	36
Acron (T917)	▼		40
AG 700			36
AGG 300			36
Alizee T 815 H, HGT			40
Astromega TD 824, TD 924			40
Astron			36
EOS 100	▼	01.90 -	32

Model	Type	Model Year	Length (inch)
	▼▲	8	↔
VAN HOOL			
EOS 200	▲	91 - 09.99	24
EOS 200	▼	91 - 09.99	32
EOS 230	▲	01.94 -	24
EOS 230	▼	01.94 -	32
EOS 233	▲	01.94 - 09.99	24
EOS 233	▼	01.94 - 09.99	32
EOS 80-90		01.93 -	36
T 816 Altano	▼	01.92 -	36
T 818 Altano	▼	01.92 -	36
T 916 / 917 Altano		99 -	32
T 918 Altano			32
TD 824 Astromega			36
TD 827 Astromega			36
TD 927 Astromega		97 -	32
VOLKSWAGEN			
City Bus		01.92 -	24
LT		09.96 - 06.06	24
Transporter 75		11.03 -	24
VOLVO			
5000/7000		98 -	40
B 10 (Berkhof "Excelens")			40
B 12 M	▲		26
B 12/600			40
C 10 M/B 10 M			40
CH 230			24
F 10		08.77 - 10.93	24
F 12		08.87 - 10.93	24
F 16		08.77 - 10.93	24
F 406, F 407, F 408, F 609		09.75 - 12.85	24
F 610, F 611, F 613, F 614, F 616		09.75 - 12.85	24
FH		08.93 -	26
FH / FH 16		02.06 -	26
FH 10		11.93 - 01.06	26
FH 12		11.93 - 01.06	26
FH 16		11.93 - 01.06	26
FL		09.85 - 12.01	28
FL 6		09.85 - 12.94	24
FL 220, FL 250		09.00 - 11.06	24
FL 408, FL 618		01.85 -	24
FM		02.06 -	26
FM 7		06.98 - 12.01	26
FM 9		12.01 - 03	26
FM 10		06.98 - 12.01	26
FM 12		06.98 - 01.06	26
FS		09.88 - 12.95	28
FS 7		01.85 -	24



Legend: ▲ Upper Windscreen ▼ Lower Windscreen



Passenger Vehicles (Universal Application)

Length (inch / mm) ↔	Part Number					
	Conventional		Curvo		Hybrid	
	Right Hand Drive	Left Hand Drive	Right Hand Drive	Left Hand Drive	Right Hand Drive	Left Hand Drive
11 (275mm)	9XW 177 935-111	9XW 179 181-111	9XW 204 712-111	9XW 204 713-111		
12 (300mm)	9XW 177 935-121	9XW 179 181-121	9XW 204 712-121	9XW 204 713-121		
13 (325mm)	9XW 177 935-131	9XW 179 181-131	9XW 204 712-131	9XW 204 713-131		
14 (350mm)	9XW 177 935-141	9XW 179 181-141	9XW 204 712-141	9XW 204 713-141	9XW 187 217-141	9XW 187 189-141
16 (400mm)	9XW 177 935-161	9XW 179 181-161	9XW 204 712-161	9XW 204 713-161	9XW 187 217-161	9XW 187 189-161
17 (425mm)	9XW 177 935-171	9XW 179 181-171	9XW 204 712-171	9XW 204 713-171	9XW 187 217-171	9XW 187 189-171
18 (450mm)	9XW 177 935-181	9XW 179 181-181	9XW 204 712-181	9XW 204 713-181	9XW 187 217-181	9XW 187 189-181
19 (475mm)	9XW 177 935-191	9XW 179 181-191	9XW 204 712-191	9XW 204 713-191	9XW 187 217-191	9XW 187 189-191
20 (500mm)	9XW 177 935-201	9XW 179 181-201	9XW 204 712-201	9XW 204 713-201	9XW 187 217-201	9XW 187 189-201
21 (525mm)	9XW 177 935-211	9XW 179 181-211	9XW 204 712-211	9XW 204 713-211	9XW 187 217-211	9XW 187 189-211
22 (550mm)	9XW 177 935-221	9XW 179 181-221	9XW 204 712-221	9XW 204 713-221	9XW 187 217-221	9XW 187 189-221
24 (600mm)	9XW 177 935-241	9XW 179 181-241	9XW 204 712-241	9XW 204 713-241	9XW 187 217-241	9XW 187 189-241
26 (650mm)	9XW 177 935-261	9XW 179 181-261	9XW 204 712-261	9XW 204 713-261	9XW 187 217-261	9XW 187 189-261

Passenger Vehicles (Vehicle Specific)

Lengths (inch / mm) ↔	Brand	Car Model 	Year 	Part Number	
				Right Hand Drive	Left Hand Drive
24" + 24" (600mm + 600mm)	BMW	5 Series E34	01.88 - 12.95	9XW 189 572-801	9XW 190 772-801
		5 Series E34 Touring	11.91 - 12.96		
		7 Series E32	09.86 - 10.94		
		7 Series E38	06.94 - 12.01		
		8 Series E31 850i	09.89 - 12.99		
26" + 22" (650mm + 550mm)	BMW	5 Series E39	09.95 - 07.03	9XW 189 572-811	9XW 190 772-811
		5 Series E39 Touring	12.96 - 05.04		
25" + 25" (630mm + 630mm)	BMW	7 Series E65	11.01 -	9XW 189 572-821	9XW 190 772-821
		7 Series E66	11.01 -		
24" (600mm)	Mercedes Benz	124	12.84 - 02.94	9XW 189 572-001	9XW 190 772-001
		124 T-Model	01.85 - 06.93		
		W201	10.82 - 09.93		
		C Class W202	03.93 - 04.00		
		C Class W202 T-Model	05.96 - 03.01		
		CLK Class W208	09.96 - 01.01		
		E Class W124	03.93 - 06.98		
		E Class W124 T-Model	07.93 - 05.96		
SL Class W129	03.89 - 08.01				
25" (630mm)	Mercedes Benz	E Class W210	06.95 - 01.03	9XW 189 572-011	9XW 190 772-011
		E Class W210 T-Model	05.96 - 01.03		

Commercial Vehicles (Universal Application)

Length (inch / mm) ↔	Part Number	
	Right Hand Drive	Left Hand Drive
20 (500mm)	9XW 191 397-201	9XW 184 107-201
22 (550mm)	9XW 191 397-221	9XW 184 107-221
24 (600mm)	9XW 191 397-241	9XW 184 107-241
26 (650mm)	9XW 191 397-261	9XW 184 107-261
28 (700mm)	9XW 191 397-281	9XW 184 107-281
32 (800mm)	9XW 191 397-321	9XW 184 107-321
36 (900mm)	9XW 191 397-361	9XW 184 107-361
40 (1000mm)	9XW 191 397-401	9XW 184 107-401

HELLA Asia Singapore Pte Ltd

2 International Business Park

#02-12 The Strategy

Singapore 609930

Tel: (65) 6854 7300

Fax: (65) 6854 7302

Email: singapore@hella.com

www.hellaasia.com

© HELLA KGaA Hueck & Co. Lippstadt